

RattanIndia

Scrip Code- 533122

January 21, 2016

BSE Limited
Phiroze Jeejeebhoy Towers,
Dalal Street,
MUMBAI-400 001


Sub: Submission of Shareholding pattern of RattanIndia Infrastructure Limited for the quarter ended December 31, 2015.


Dear Sirs,

Pursuant to Clause 31 of the SEBI (Listing Obligations and Disclosure Requirements), Regulations, 2015 we forward herewith for your information and record, Shareholding Pattern of RattanIndia Infrastructure Limited, in the prescribed format for the quarter ended December 31, 2015.

Thanking You.

Yours Faithfully,
for **RattanIndia Infrastructure Limited**


R.K. Agarwal
Company Secretary



Encl: a/a

RattanIndia Infrastructure Limited

(Formerly Indiabulls Infrastructure and Power Ltd.)

Registered Office: 5th Floor, Tower-B, Worldmark 1, Aerocity, New Delhi -110037

Tel: +91 11 66612666 Fax: +91 11 66612777

Website: www.rattanindia.com/ril

CIN: L40101DL2010PLC210263

Format of Holding of Specified securities

1.	Name of Listed Entity	: RATTANINDIA INFRASTRUCTURE LIMITED
2.	Scrip Code/Name of Scrip/Class of Security	: 534597/RTNINFRA/Equity
3.	Share Holding Pattern Filed under: Reg. 31(1)(a)/Reg.31(1)(b)/Reg.31(1)(c)	: Reg.31(1)(b)
	a. if under 31(1)(b) then indicate the report for quarter ending	: 31/12/2015
	b. if under 31(1)(c) then indicate date of allotment/extinguishment	: N.A
4.	Declaration : The Listed entity is required to submit the following declaration to the extent of submission of information:	
	Particulars	YES* NO*
a	Whether the Listed Entity has issued any partly paid up shares	NO
b	Whether the Listed Entity has issued any Convertible Securities or Warrants?	YES
c	Whether the Listed Entity has any shares against which depository receipts are issued?	YES
d	Whether the Listed Entity has any shares in locked-in?	YES
e	Whether any shares held by promoters are pledge or otherwise encumbered?	NO

*if the Listed Entity selects the option 'NO' for the questions above, the columns for the partly paid up shares, Outstanding Convertible Securities/Warrants, depository receipts, locked-in shares, No of shares pledged or otherwise encumbered by promoters, as applicable, shall not be displayed at the time of dissemination on the Stock Exchange website. Also wherever there is 'No' declared by Listed entity in above table the values will be considered as 'Zero' by default on submission of the format of holding of specified securities.

5 The tabular format for disclosure of holding of specified securities is as follows:




Table I - Summary Statement holding of specified securities

Category of Shareholder	No of Shareholders	No of fully paid up equity shares held	No of Partly paid up equity shares held	No of Underlying Depository Receipts	Total No of Shares Held (iv)+(v)+(vi)	Shareholdin g as a % of total no of shares (i.e. as a percentage of (A+B+C2))	Number of Voting Rights held in each class of securities			Total as a % of (A+B+C)	No of Shares Underlying Outstanding convertible securities (Including Warrants)	Shareholding as a % assuming full conversion of convertible Securities (as a percentage of diluted share capital	Number of Locked in Shares	Number of Shares pledged or otherwise encumbered	Number of equity shares held in dematerialized form
							Class X	Class Y	Total (X)						
(I)	(III)	(IV)	(V)	(VI)	(VII)	(VIII)	No of Voting Rights			(X)	(XI)	(XII)	(XIII)	(XIV)	
Promoter & Promoter Group															
(A)	4	729633936			729633936	52.98	729633936		729633936	52.79	61.84	460548849			729633936
(B)	87570	647639618			647639618	47.02	647639618		647639618	46.85					647448543
(C)				4996038	4996038			4996038		0.36					4996038
(C1)				4996038	4996038			4996038		0.36					4996038
(C2)										0.00					0
Total:	87575	1377273554		4996038	1382269592	100	1382269592		1382269592	100.00	61.84	460548849			1382078517




Table II - Statement showing shareholding pattern of the Promoter and Promoter Group

Category of the Shareholder	PAN	No of Shareholders	No of fully paid up equity shares held	No of Partly paid-up equity shares held	No of Underlying Depository Receipts	Total No of Shares held (I+II+III+IV)	Shareholding as a % of total no of shares (A+B+C2)	Number of Voting Rights held in each class of securities			Total as a % of (A+B+C)	No of Shares Underlying convertible securities (Including Warrants)	Shareholding as a % assuming full conversion of convertible Securities (as a percentage of diluted share capital)	Number of Locked in Shares	Number of Shares pledged or otherwise encumbered	Number of equity shares held in dematerialized form
								Class X	Class Y	Total						
	(i)	(ii)	(iv)	(v)	(vi)	(vii)	(viii)	(ix)			(x)	(xi)	(xii)	(xiii)	(xiv)	
(1)	Indian															
(a)	Individuals/Hindu-undivided-Family		1	1770000		1770000	0.13	1770000	0.13	1770000	0.13	0	0	0.00	0	1770000
	RAJIV RATTAN	AESPR3957D				1770000	0.13	1770000	0.13			0	0	0.00	0	1770000
(b)	Central Government/State Government(s)		0	0	0	0	0.00	0	0.00	0	0.00	0	0	0.00	0	0
(c)	Financial Institutions/Banks		0	0	0	0	0.00	0	0.00	0	0.00	0	0	0.00	0	0
(d)	Any Other		3	727863936		727863936	52.85	727863936	52.66	727863936	52.66	320000000	460548849	33.32	0	727863936
	YANTRA ENERGETICS PRIVATE LIMITED	AAAC2664H	104765484			104765484	7.61	104765484	7.58	104765484	7.58	320000000	104765484	7.58	0	104765484
	LAUREL ENERGETICS PRIVATE LIMITED	AAACL7692M	543338386			543338386	39.45	543338386	39.31	543338386	39.31	0	355783365	25.74	0	543338386
	ARBUTUS CONSULTANCY LLP	ARCEA7647Q	79760066			79760066	5.79	79760066	5.77	79760066	5.77	0	0	0.00	0	79760066
	Sub-Total (A)(1)		4	729633936	0	729633936	52.98	729633936	52.79	729633936	52.79	320000000	460548849	33.32	0	729633936
(2)	Foreign															
	Individuals (Non-Resident Individuals/Foreign Individuals)		0	0	0	0	0.00	0	0.00	0	0.00	0	0	0.00	0	0
(a)	Government		0	0	0	0	0.00	0	0.00	0	0.00	0	0	0.00	0	0
(b)	Institutions		0	0	0	0	0.00	0	0.00	0	0.00	0	0	0.00	0	0
(c)	Foreign Portfolio Investor		0	0	0	0	0.00	0	0.00	0	0.00	0	0	0.00	0	0
(d)	Any Other		0	0	0	0	0.00	0	0.00	0	0.00	0	0	0.00	0	0
(e)	Sub-Total (A)(2)		0	0	0	0	0.00	0	0.00	0	0.00	0	0	0.00	0	0
	Total Shareholding of Promoter and Promoter Group (A)+(1)+(A)(2)		4	729633936	0	729633936	52.98	729633936	52.79	729633936	52.79	320000000	460548849	33.32	0	729633936




Table III - Statement showing shareholding pattern of the Public shareholder

Category Y	Shareholder	PAN	No of Sharehol ders	No of fully paid up equity shares held	No of Partly paid- up equity shares held	No of Shares Underlying Depository Receipts	Total No. of Shares Held (V+V+VI)	Shareholding as a % of total no of shares (A+B+C2)	Number of Voting Rights securities			Total as a % of (A+B+C)	No of Shares Underlying Outstanding securities (Including Warrants)	Shareholding as a % assuming full conversion of convertible Securities (as a Percentage of diluted share capital)	Number of Locked in Shares	As a % of total Shares held	Number of Shares pledged or otherwise encumbered	As a % of total Shares held	Number of equity shares held in dematerialized form
									Class X	Class Y	Total								
			(III)	(IV)	(V)	(VI)	(VII)	(VIII)	(IX)	(X)	(XI)	(XII)	(XIII)	(XIV)					
(1)	Institutions																		
(a)	Mutual Funds		0	0	0	0	0	0.00	0	0	0	0.00	0	0.00	0	0.00	0	0	0
(b)	Venture Capital Funds		0	0	0	0	0	0.00	0	0	0	0.00	0	0.00	0	0.00	0	0	0
(c)	Alternate Investment Funds		0	0	0	0	0	0.00	0	0	0	0.00	0	0.00	0	0.00	0	0	0
(d)	Foreign Venture Capital Investors		0	0	0	0	0	0.00	0	0	0	0.00	0	0.00	0	0.00	0	0	0
(e)	File & Foreign Portfolio Investors		40	266707197			266707197	19.36	266707197		266707197	19.29		0.00				266707197	
	HSBC INDIAN EQUITY COPTHALL MAURITIUS INVESTMENT LIMITED	AAAAH1765J AAACC4303M		20945000 13867870			20945000 13867870	1.52 1.01	20945000 13867870		20945000 13867870	1.52 1.00		0.00				20945000 13867870	
	DEUTSCHE SECURITIES MAURITIUS LIMITED	AAACH2172B AABCD9580C		86086888 15193146			86086888 15193146	6.25 1.10	86086888 15193146		86086888 15193146	6.23 1.10		0.00				86086888 15193146	
	MERRILL LYNCH CAPITAL MARKETS ESPANA S.A. S.V.	AAACM7105R		23580816			23580816	1.71	23580816		23580816	1.71		0.00				23580816	
	PREMIER INVESTMENT FUND LIMITED	AACCP9387L		25023305			25023305	1.82	25023305		25023305	1.81		0.00				25023305	
	MORGAN STANLEY ASIA (SINGAPORE) PTE.	AAECM3575F		22474330			22474330	1.63	22474330		22474330	1.63		0.00				22474330	
(f)	Financial Institutions/Banks		3	7080			7080	0.00	7080		7080	0.00		0.00				7080	
(g)	Insurance Companies		0	0			0	0.00	0		0	0.00		0.00				0	
(h)	Provident Funds/Pension Funds		0	0			0	0.00	0		0	0.00		0.00				0	
(i)	Any Other		0	0			0	0.00	0		0	0.00		0.00				0	
	Sub Total (B)(1)		43	266714277	0	0	266714277	19.36	266714277	0	266714277	19.29	0	0.00	0	0.00	0	0.00	266714277
	Central Government/State Government(s)/President of India		0	0			0	0.00	0		0	0.00		0.00				0	
(2)	Sub Total (B)(2)		0	0	0	0	0	0.00	0	0	0	0.00	0	0.00	0	0.00	0	0.00	0
(3)	Non-Institutions																		
	Individual shareholders holding nominal share capital up to Rs.2 lakhs		85158	11587676			11587676	8.41	11587676		11587676	8.38		0.00				11587676	
	Individual shareholders holding nominal share capital in excess of Rs. 2 Lakhs		224	95520992			95520992	6.94	95520992		95520992	6.91		0.00				95520992	
(a)	Individual NBFCs Registered with BBI		86382	211397768			211397768	15.35	211397768		211397768	15.29	12.46	0.00				211397768	
(b)	Employee Trusts		4	5061076			5061076	0.37	5061076		5061076	0.37		0.00				5061076	
(c)			0	0			0	0.00	0		0	0.00		0.00				0	





Table IV - Statement showing shareholding pattern of the Non Promoter - Non Public Shareholder

Category	Category & Name of the Shareholder	PAN	No of Shares	No of fully paid up equity shares held	No of Partly paid-up equity shares held	No of Shares Underlying Depository Receipts	Total No of Shares Held (IV+V+VI)	Shareholding as a % of total no of shares (A+B+C2)	Number of Voting Rights held in each class of securities			No of Shares Underlying convertible securities (including Warrants)	Shareholding as a % assuming full conversion of convertible Securities (as a percentage of diluted share capital)	Number of Locked in Shares	Number of Shares pledged or otherwise encumbered	Number of equity shares held in dematerialized form
									Class X	Class Y	Total					
		(i)	(ii)	(iii)	(iv)	(v)	(vi)	(vii)	(viii)	(ix)	(x)	(xi)	(xii)	(xiii)	(xiv)	
(1)	Custodian/DR Holder		1	0	0	4996038	4996038	0.36	4996038	0	4996038	0.00	0.00	0	0	4996038
	Employee Benefit Trust (Under SEBI(Share based Employee Benefit) Regulations 2014)		0	0	0	0	0	0.00	0	0	0	0.00	0.00	0	0	0
(2)	Total Non-Promoter-Non Public Shareholding (C) = (C1)+(C)2		1	0	0	4996038	4996038	0.36	4996038	0	4996038	0.00	0.00	0	0	4996038



Signature