



Mahabal Enviro Engineers Pvt. Ltd.

Engineers, Consultants, Environmental Monitoring Laboratory & Contractors

Plot Nos. 13,14,17,18, Grampanchayat Bokhara, 8 km from Nagpur City,

Opp. Patel Petrol Pump, Chhindwara Road, Koradi, Dist.Nagapur-441111

Phone : 91-712-2612162 T/Fax: 91-712-2612212 Email: nagpur@mahabal.com

Ambient Air Quality Monitoring Report

Report No. : ME-NS0083-150915-SA-RNPL-NASHIK		Date: 15.09.2015	
Name and Address of Customer	RattanIndia Nasik Power Ltd. (formerly known as Indiabulls Realtech Ltd.), A-1 Additional MIDC Musalgaon, Tal- Sinnar, Dist- Nasik.	Order Reference	
		Your Work Order No. 3520000054 Dt. 18.11.2011 Amendment: 1 Dt.16.01.2014	
Sample Description/Type	Ambient Air	Sample Collected by	Laboratory
Sampling Location	Near Weigh Bridge	Sample Quantity/Packing	PM ₁₀ , B(a)P, Ni, As, Pb: Filter Paper 1 X 3 No. PM _{2.5} : Filter Paper 1 X 1 No. SO ₂ : 30 mL X 6 No. Plastic Bottle NO ₂ : 30 mL X 6 No. Plastic Bottle NH ₃ : 10 mL X 24 No. Plastic Bottle CO: 1 No. Plastic Bulb O ₃ : 10 mL X 1 No. Plastic Bottle Benzene: Charcoal Tubes: 1 X 6 No. Mercury: 30 mL X 6 No. Glass Bottle
Date of Sampling	09.09.2015 to 10.09.2015	Date of Receipt of Sample	10.09.2015
Sampling Procedure	As per method reference		
Date of Start of Analysis	10.09.2015	Date of Completion of Analysis	15.09.2015


Meteorological Data				
Average Wind velocity 0.44 km/h	Relative Humidity %		Temperature °C	
	Max.	Min.	Max.	Min.
		91	53	30
Location : Near Weigh Bridge		Duration of Survey : 24 hours		
Parameter	Unit	Result	# National Ambient Air Quality Standards (NAAQS) (Industrial, Residential, Rural and other Area)	Method Reference
Sulphur Dioxide (SO ₂)	µg/m ³	4.1	80	CPCB Guidelines for the Measurement of Ambient Air Pollutants, Volume I, 2012-13, Page No.1
Nitrogen Dioxide (NO ₂)	µg/m ³	4.5	80	CPCB Guidelines for the Measurement of Ambient Air Pollutants, Volume I, 2012-13, Page No.7

Report No. 0083 cont...

Parameter	Unit	Result	# National Ambient Air Quality Standards (NAAQS) (Industrial, Residential, Rural and other Area)	Method Reference
Particulate Matter (size less than 10 μm) or PM_{10}	$\mu\text{g}/\text{m}^3$	57	100	CPCB Guidelines for the Measurement of Ambient Air Pollutants, Volume I, 2012-13, Page No.11
Particulate Matter (size less than 2.5 μm) or $\text{PM}_{2.5}$	$\mu\text{g}/\text{m}^3$	39	60	CPCB Guidelines for the Measurement of Ambient Air Pollutants, Volume I, 2012-13,Page No.15
Ozone (O_3)	$\mu\text{g}/\text{m}^3$	<19.6	180	CPCB Guidelines for the Measurement of Ambient Air Pollutants, Volume I, 2012-13,Page No.31
Lead (Pb)	$\mu\text{g}/\text{m}^3$	0.020	01	CPCB Guidelines for the Measurement of Ambient Air Pollutants, Volume I, 2012-13,Page No.48
Carbon Monoxide (CO)	mg/m^3	0.56	04	IS 5182 (Part 10):1999 RA 2003
Ammonia (NH_3)	$\mu\text{g}/\text{m}^3$	<20	400	CPCB Guidelines for the Measurement of Ambient Air Pollutants, Volume I, 2012-13,Page No.35
Benzene (C_6H_6)	$\mu\text{g}/\text{m}^3$	4.06	05	IS 5182 (Part 11): 2006
Benzo(a)Pyrene (BaP) (Particulate phase only)	ng/m^3	<0.5	01	CPCB Guidelines for the Measurement of Ambient Air Pollutants, Volume I, 2012-13,Page No.40
Arsenic (As)	ng/m^3	<0.3	06	CPCB Guidelines for the Measurement of Ambient Air Pollutants, Volume I, 2012-13,Page No.48
Nickel (Ni)	ng/m^3	3.65	20	CPCB Guidelines for the Measurement of Ambient Air Pollutants, Volume I, 2012-13,Page No.48
Mercury	$\mu\text{g}/\text{m}^3$	<0.06	-	EPA/625/R-96/010 a Compendium Method 10-3.4
<p>Remarks: TWA - Time Weighted Average. #- NAAQS(National Ambient Air Quality Standards(Industrial, Residential, Rural and other area) specified as: 24 h. TWA in case of Sulphur Dioxide, Nitrogen Dioxide, PM_{10}, $\text{PM}_{2.5}$, Lead and Ammonia; 8 h. TWA in case of Carbon Monoxide; 1 h. TWA in case of Ozone, Annual TWA in case of Benzene, Benzo (a)Pyrene, Arsenic and Nickel</p>				

-----END-----

FOR MAHABAL ENVIRO ENGINEERS PVT. LTD.



Kishor Yeole
BRANCH MANAGER



Note:

1. The result listed refers only to the tested sample(s) and applicable parameter(s).
2. This report is not to be reproduced except in full, without written approval of the laboratory.



Mahabal Enviro Engineers Pvt. Ltd.

Engineers, Consultants, Environmental Monitoring Laboratory & Contractors

Plot Nos. 13,14,17,18, Grampanchayat Bokhara, 8 km from Nagpur City,

Opp. Patel Petrol Pump, Chhindwara Road, Koradi, Dist.Nagapur-441111

Phone : 91-712-2612162 T/Fax: 91-712-2612212 Email: nagpur@mahabal.com

Ambient Air Quality Monitoring Report

Report No. : ME-NS0081-150915-SA-RNPL-NASHIK		Date: 15.09.2015	
Name and Address of Customer	RattanIndia Nasik Power Ltd. (formerly known as Indiabulls Realtech Ltd.), A-1 Additional MIDC Musalgaon, Tal- Sinnar, Dist- Nasik.	Order Reference	
		Your Work Order No. 3520000054 Dt. 18.11.2011 Amendment: 1 Dt.16.01.2014	
Sample Description/Type	Ambient Air	Sample Collected by	Laboratory
Sampling Location	Near Boiler House	Sample Quantity/Packing	PM ₁₀ , B(a)P, Ni, As, Pb: Filter Paper 1 X 3 No. PM _{2.5} : Filter Paper 1 X 1 No. SO ₂ : 30 mL X 6 No. Plastic Bottle NO ₂ : 30 mL X 6 No. Plastic Bottle NH ₃ : 10 mL X 24 No. Plastic Bottle CO: 1 No. Plastic Bulb O ₃ : 10 mL X 1 No. Plastic Bottle Benzene: Charcoal Tubes: 1 X 6 No. Mercury: 30 mL X 6 No. Glass Bottle
Date of Sampling	09.09.2015 to 10.09.2015	Date of Receipt of Sample	10.09.2015
Sampling Procedure	As per method reference		
Date of Start of Analysis	10.09.2015	Date of Completion of Analysis	15.09.2015


Meteorological Data				
Average Wind velocity 0.44 km/h	Relative Humidity %		Temperature °C	
	Max.	Min.	Max.	Min.
		91	53	30
Location : Near Boiler House		Duration of Survey : 24 hours		
Parameter	Unit	Result	# National Ambient Air Quality Standards (NAAQS) (Industrial, Residential, Rural and other Area)	Method Reference
Sulphur Dioxide (SO ₂)	µg/m ³	6.1	80	CPCB Guidelines for the Measurement of Ambient Air Pollutants, Volume I, 2012-13, Page No.1
Nitrogen Dioxide (NO ₂)	µg/m ³	5.6	80	CPCB Guidelines for the Measurement of Ambient Air Pollutants, Volume I, 2012-13, Page No.7

Report No. 0081 cont...

Parameter	Unit	Result	# National Ambient Air Quality Standards (NAAQS) (Industrial, Residential, Rural and other Area)	Method Reference
Particulate Matter (size less than 10 μm) or PM_{10}	$\mu\text{g}/\text{m}^3$	51	100	CPCB Guidelines for the Measurement of Ambient Air Pollutants, Volume I, 2012-13, Page No.11
Particulate Matter (size less than 2.5 μm) or $\text{PM}_{2.5}$	$\mu\text{g}/\text{m}^3$	13	60	CPCB Guidelines for the Measurement of Ambient Air Pollutants, Volume I, 2012-13,Page No.15
Ozone (O_3)	$\mu\text{g}/\text{m}^3$	<19.6	180	CPCB Guidelines for the Measurement of Ambient Air Pollutants, Volume I, 2012-13,Page No.31
Lead (Pb)	$\mu\text{g}/\text{m}^3$	<0.02	01	CPCB Guidelines for the Measurement of Ambient Air Pollutants, Volume I, 2012-13,Page No.48
Carbon Monoxide (CO)	mg/m^3	0.74	04	IS 5182 (Part 10):1999 RA 2003
Ammonia (NH_3)	$\mu\text{g}/\text{m}^3$	<20	400	CPCB Guidelines for the Measurement of Ambient Air Pollutants, Volume I, 2012-13,Page No.35
Benzene (C_6H_6)	$\mu\text{g}/\text{m}^3$	<1	05	IS 5182 (Part 11): 2006
Benzo(a)Pyrene (BaP) (Particulate phase only)	ng/m^3	<0.5	01	CPCB Guidelines for the Measurement of Ambient Air Pollutants, Volume I, 2012-13,Page No.40
Arsenic (As)	ng/m^3	<0.3	06	CPCB Guidelines for the Measurement of Ambient Air Pollutants, Volume I, 2012-13,Page No.48
Nickel (Ni)	ng/m^3	<3	20	CPCB Guidelines for the Measurement of Ambient Air Pollutants, Volume I, 2012-13,Page No.48
Mercury	$\mu\text{g}/\text{m}^3$	<0.06	-	EPA/625/R-96/010 a Compendium Method 10-3.4
<p>Remarks: TWA - Time Weighted Average. #- NAAQS(National Ambient Air Quality Standards(Industrial, Residential, Rural and other area) specified as: 24 h. TWA in case of Sulphur Dioxide, Nitrogen Dioxide, PM_{10}, $\text{PM}_{2.5}$, Lead and Ammonia; 8 h. TWA in case of Carbon Monoxide; 1 h. TWA in case of Ozone, Annual TWA in case of Benzene, Benzo (a)Pyrene, Arsenic and Nickel</p>				

-----END-----

FOR MAHABAL ENVIRO ENGINEERS PVT. LTD.



Kishor Yeole
BRANCH MANAGER



Note:

1. The result listed refers only to the tested sample(s) and applicable parameter(s).
2. This report is not to be reproduced except in full, without written approval of the laboratory.



Mahabal Enviro Engineers Pvt. Ltd.

Engineers, Consultants, Environmental Monitoring Laboratory & Contractors

Plot Nos. 13,14,17,18, Grampanchayat Bokhara, 8 km from Nagpur City,

Opp. Patel Petrol Pump, Chhindwara Road, Koradi, Dist.Nagapur-441111

Phone : 91-712-2612162 T/Fax: 91-712-2612212 Email: nagpur@mahabal.com

Ambient Air Quality Monitoring Report

Report No. : ME-NS0082-150915-SA-RNPL-NASHIK		Date: 15.09.2015	
Name and Address of Customer	RattanIndia Nasik Power Ltd. (formerly known as Indiabulls Realtech Ltd.), A-1 Additional MIDC Musalgaon, Tal- Sinnar, Dist- Nasik.	Order Reference	
		Your Work Order No. 3520000054 Dt. 18.11.2011 Amendment: 1 Dt.16.01.2014	
Sample Description/Type	Ambient Air	Sample Collected by	Laboratory
Sampling Location	Near RNPL Office	Sample Quantity/Packing	PM ₁₀ , B(a)P, Ni, As, Pb: Filter Paper 1 X 3 No. PM _{2.5} : Filter Paper 1 X 1 No. SO ₂ : 30 mL X 6 No. Plastic Bottle NO ₂ : 30 mL X 6 No. Plastic Bottle NH ₃ : 10 mL X 24 No. Plastic Bottle CO: 1 No. Plastic Bulb O ₃ : 10 mL X 1 No. Plastic Bottle Benzene: Charcoal Tubes: 1 X 6 No. Mercury: 30 mL X 6 No. Glass Bottle
Date of Sampling	09.09.2015 to 10.09.2015	Date of Receipt of Sample	10.09.2015
Sampling Procedure	As per method reference		
Date of Start of Analysis	10.09.2015	Date of Completion of Analysis	15.09.2015


Meteorological Data				
Average Wind velocity 0.44 km/h	Relative Humidity %		Temperature °C	
	Max.	Min.	Max.	Min.
		91	53	30
Location : Near RNPL Office		Duration of Survey : 24 hours		
Parameter	Unit	Result	# National Ambient Air Quality Standards (NAAQS) (Industrial, Residential, Rural and other Area)	Method Reference
Sulphur Dioxide (SO ₂)	µg/m ³	5.5	80	CPCB Guidelines for the Measurement of Ambient Air Pollutants, Volume I, 2012-13, Page No.1
Nitrogen Dioxide (NO ₂)	µg/m ³	4.3	80	CPCB Guidelines for the Measurement of Ambient Air Pollutants, Volume I, 2012-13, Page No.7

Report No. 0082 cont...

Parameter	Unit	Result	# National Ambient Air Quality Standards (NAAQS) (Industrial, Residential, Rural and other Area)	Method Reference
Particulate Matter (size less than 10 μm) or PM_{10}	$\mu\text{g}/\text{m}^3$	56	100	CPCB Guidelines for the Measurement of Ambient Air Pollutants, Volume I, 2012-13, Page No.11
Particulate Matter (size less than 2.5 μm) or $\text{PM}_{2.5}$	$\mu\text{g}/\text{m}^3$	24	60	CPCB Guidelines for the Measurement of Ambient Air Pollutants, Volume I, 2012-13,Page No.15
Ozone (O_3)	$\mu\text{g}/\text{m}^3$	<19.6	180	CPCB Guidelines for the Measurement of Ambient Air Pollutants, Volume I, 2012-13,Page No.31
Lead (Pb)	$\mu\text{g}/\text{m}^3$	<0.02	01	CPCB Guidelines for the Measurement of Ambient Air Pollutants, Volume I, 2012-13,Page No.48
Carbon Monoxide (CO)	mg/m^3	0.76	04	IS 5182 (Part 10):1999 RA 2003
Ammonia (NH_3)	$\mu\text{g}/\text{m}^3$	<20	400	CPCB Guidelines for the Measurement of Ambient Air Pollutants, Volume I, 2012-13,Page No.35
Benzene (C_6H_6)	$\mu\text{g}/\text{m}^3$	<1	05	IS 5182 (Part 11): 2006
Benzo(a)Pyrene (BaP) (Particulate phase only)	ng/m^3	<0.5	01	CPCB Guidelines for the Measurement of Ambient Air Pollutants, Volume I, 2012-13,Page No.40
Arsenic (As)	ng/m^3	<0.3	06	CPCB Guidelines for the Measurement of Ambient Air Pollutants, Volume I, 2012-13,Page No.48
Nickel (Ni)	ng/m^3	<3	20	CPCB Guidelines for the Measurement of Ambient Air Pollutants, Volume I, 2012-13,Page No.48
Mercury	$\mu\text{g}/\text{m}^3$	<0.06	-	EPA/625/R-96/010 a Compendium Method 10-3.4
<p>Remarks: TWA - Time Weighted Average. #- NAAQS(National Ambient Air Quality Standards(Industrial, Residential, Rural and other area) specified as: 24 h. TWA in case of Sulphur Dioxide, Nitrogen Dioxide, PM_{10}, $\text{PM}_{2.5}$, Lead and Ammonia; 8 h. TWA in case of Carbon Monoxide; 1 h. TWA in case of Ozone, Annual TWA in case of Benzene, Benzo (a)Pyrene, Arsenic and Nickel</p>				

-----END-----

FOR MAHABAL ENVIRO ENGINEERS PVT. LTD.



Kishor Yeole
BRANCH MANAGER



Note:

1. The result listed refers only to the tested sample(s) and applicable parameter(s).
2. This report is not to be reproduced except in full, without written approval of the laboratory.



Mahabal Enviro Engineers Pvt. Ltd.

Engineers, Consultants, Environmental Monitoring Laboratory & Contractors

Plot Nos. 13,14,17,18, Grampanchayat Bokhara, 8 km from Nagpur City,

Opp. Patel Petrol Pump, Chhindwara Road, Koradi, Dist.Nagapur-441111

Phone: 91-712-2612162 T/Fax: 91-712-2612212 Email: nagpur@mahabal.com

Water Sample Analysis Report

Report No. : ME-NS0086-150916-SA-RNPL-NASHIK		Date: 16.09.2015	
Name and Address of Customer	RattanIndia Nasik Power Ltd. (formerly known as Indiabulls Realtech Ltd.), A-1 Additional MIDC Musalgaon, Tal- Sinnar, Dist- Nasik.	Order Reference	
		Your P.O. No. 3320001083 Dtd.18.11.2011, (Amendment Dtd.16.01.2014)	
Sample Description/Type	Ground Water	Sample Collected by	Laboratory
Sampling Location	Village Musalgaon	Sample Quantity/Packing	5 L X 1 No. Plastic Can 1 L X 1 No. Glass Bottle 250 mL X 1 No. Sterile Glass Bottle 300 mL X 1 No. Glass Bottle
Date of Sampling	10.09.2015	Date of Receipt of Sample	10.09.2015
Sampling Procedure	IS 1622:1981, Reaffirmed 2009; IS 3025 (Part 1): 1987, Reaffirmed 1987, Reaffirmed 1998 & APHA 22 nd Ed. 2012, 1060 B, 1-39		
Date of Start of Analysis	10.09.2015	Date of Completion of Analysis	16.09.2015


Sr. No.	Parameter	Unit	Result	Acceptable Limit for Drinking Water as per IS 10500:2012	Method Reference
Physico-Chemical Analysis					
1.	Colour	Hazen Units	1	Max. 5	IS 3025 (Part 4): 1983, RA 2006
2.	Odour	-	Agreeable	Agreeable	IS 3025 (Part 5): 1983, RA 2006
3.	Turbidity	N.T.U.	<0.1	Max. 1	IS 3025 (Part 10): 1983, RA 2006
4.	pH	-	7.4	6.5-8.5	IS 3025 (Part II): 1983, RA 2006
5.	Suspended Solids	mg/L	<5	-	IS 3025 (Part 17): 1984, RA 2006, Amds.1
6.	Total Dissolved Solids	mg/L	1560	Max. 500	IS 3025 (Part 16): 1984, RA 2006, Ed. 2.1 (1999-12)
7.	Dissolved Oxygen	mg/L	5.0	-	IS 3025 (Part 38): 1989, RA 2009
8.	Alkalinity (as CaCO ₃)	mg/L	308	Max. 200	IS 3025 (Part 23): 1986, RA 2009, Amds.1
9.	Total Hardness (as CaCO ₃)	mg/L	1068	Max. 200	IS 3025 (Part 21): 1983, RA 2006
10.	Calcium (as Ca)	mg/L	216	Max. 75	IS 3025 (Part 40): 1991, RA 2009, Amds.1
11.	Magnesium (as Mg)	mg/L	129	Max. 30	IS 3025 (Part 46): 1994, RA 2009, Amds.2
12.	Aluminium (as Al)	mg/L	<0.025	Max. 0.03	IS 3025 (Part 55): 2003, RA 2009

Report No. 0086 cont...

Sr. No.	Parameter	Unit	Result	Acceptable Limit for Drinking Water as per IS 10500:2012	Method Reference
13.	Arsenic (as As)	mg/L	<0.005	Max. 0.01	IS 3025 (Part 2): 2004
14.	Cadmium (as Cd)	mg/L	<0.002	Max. 0.003	IS 3025 (Part 2): 2004
15.	Chromium (as Cr)	mg/L	0.022	Max. 0.05	IS 3025 (Part 2): 2004
16.	Copper (as Cu)	mg/L	<0.02	Max. 0.05	IS 3025 (Part 2): 2004
17.	Iron (as Fe)	mg/L	0.236	Max. 0.3	APHA 22 nd Ed. 2012, 3111-B, 3-18
18.	Lead (as Pb)	mg/L	<0.008	Max. 0.01	IS 3025 (Part 2): 2004
19.	Manganese (as Mn)	mg/L	<0.02	Max. 0.1	IS 3025 (Part 2): 2004
20.	Mercury (as Hg)	mg/L	<0.0008	Max. 0.001	IS 3025 (Part 2): 2004
21.	Selenium (as Se)	mg/L	<0.005	Max. 0.01	IS 3025 (Part 2): 2004
22.	Zinc (as Zn)	mg/L	<0.05	Max. 5	IS 3025 (Part 2): 2004
23.	Boron (as B)	mg/L	4.36	Max. 0.5	APHA 22 nd Ed. 2012, 4500-B-B, 4-25
24.	Chloride (as Cl)	mg/L	309	Max. 250	IS 3025 (Part 32): 1988, Reaffirmed 2009
25.	Sulphate (as SO ₄)	mg/L	179	Max. 200	IS 3025 (Part 24): 1986, Reaffirmed 2009
26.	Fluoride (as F)	mg/L	0.21	Max. 1	APHA 22 nd Ed. 2012, 4500-F-, D, 4-87
27.	Nitrate (as NO ₃)	mg/L	19.2	Max. 45	APHA 22 nd Ed. 2012, 4500-NO ₃ , B -4-122
28.	Cyanide (as CN)	mg/L	<0.001	Max. 0.05	APHA 22 nd Ed. 2012, 4500-CN, C & E, 4-41 & 4-43
29.	Phenolic Compounds (as C ₆ H ₅ OH)	mg/L	<0.001	Max. 0.001	APHA 22 nd Ed. 2012, 5530-B & C, 5-44 & 5-47
30.	Mineral Oil	mg/L	<0.005	Max. 0.5	IS 3025 (Part 39): 1991, Reaffirmed 2009, Amds.1
Microbiological Analysis					
31.	Total Coliforms	MPN /100 mL	11	Not Detectable	APHA 22 nd Ed. 2012, 9221-B, 9-66
32.	<i>E.coli</i>	MPN /100 mL	4.5	Not Detectable	APHA 22 nd Ed. 2012, 9221-G, 9-76
Remarks:					

-----END-----

FOR MAHABAL ENVIRO ENGINEERS PVT. LTD.



Kishor Yeole
BRANCH MANAGER



Note:

The result listed refers only to the tested sample(s) and applicable parameter(s).

1. This report is not to be reproduced except in full, without written approval of the laboratory.



Mahabal Enviro Engineers Pvt. Ltd.

Engineers, Consultants, Environmental Monitoring Laboratory & Contractors

Plot Nos. 13,14,17,18, Grampanchayat Bokhara, 8 km from Nagpur City,

Opp. Patel Petrol Pump, Chhindwara Road, Koradi, Dist.Nagapur-441111

Phone: 91-712-2612162 T/Fax: 91-712-2612212 Email: nagpur@mahabal.com

Water Sample Analysis Report

Report No. : ME-NS0085-150916-SA-RNPL-NASHIK		Date: 16.09.2015	
Name and Address of Customer	RattanIndia Nasik Power Ltd. (formerly known as Indiabulls Realtech Ltd.), A-1 Additional MIDC Musalgaon, Tal- Sinnar, Dist- Nasik.	Order Reference	
		Your P.O. No. 3320001083 Dtd.18.11.2011, (Amendment Dtd.16.01.2014)	
Sample Description/Type	Ground Water	Sample Collected by	Laboratory
Sampling Location	Village Kedarpur	Sample Quantity/Packing	5 L X 1 No. Plastic Can 1 L X 1 No. Glass Bottle 250 mL X 1 No. Sterile Glass Bottle 300 mL X 1 No. Glass Bottle
Date of Sampling	10.09.2015	Date of Receipt of Sample	10.09.2015
Sampling Procedure	IS 1622:1981, Reaffirmed 2009; IS 3025 (Part 1): 1987, Reaffirmed 1987, Reaffirmed 1998 & APHA 22 nd Ed. 2012, 1060 B, 1-39		
Date of Start of Analysis	10.09.2015	Date of Completion of Analysis	16.09.2015


Sr. No.	Parameter	Unit	Result	Acceptable Limit for Drinking Water as per IS 10500:2012	Method Reference
Physico-Chemical Analysis					
1.	Colour	Hazen Units	1	Max. 5	IS 3025 (Part 4): 1983, RA 2006
2.	Odour	-	Agreeable	Agreeable	IS 3025 (Part 5): 1983, RA 2006
3.	Turbidity	N.T.U.	<0.1	Max. 1	IS 3025 (Part 10): 1983, RA 2006
4.	pH	-	8.0	6.5-8.5	IS 3025 (Part II): 1983, RA 2006
5.	Suspended Solids	mg/L	<5	-	IS 3025 (Part 17): 1984, RA 2006, Amds.1
6.	Total Dissolved Solids	mg/L	948	Max. 500	IS 3025 (Part 16): 1984, RA 2006, Ed. 2.1 (1999-12)
7.	Dissolved Oxygen	mg/L	7.0	-	IS 3025 (Part 38): 1989, RA 2009
8.	Alkalinity (as CaCO ₃)	mg/L	294	Max. 200	IS 3025 (Part 23): 1986, RA 2009, Amds.1
9.	Total Hardness (as CaCO ₃)	mg/L	368	Max. 200	IS 3025 (Part 21): 1983, RA 2006
10.	Calcium (as Ca)	mg/L	60.9	Max. 75	IS 3025 (Part 40): 1991, RA 2009, Amds.1
11.	Magnesium (as Mg)	mg/L	52.5	Max. 30	IS 3025 (Part 46): 1994, RA 2009, Amds.2
12.	Aluminium (as Al)	mg/L	<0.025	Max. 0.03	IS 3025 (Part 55): 2003, RA 2009

Report No. 0085 cont...

Sr. No.	Parameter	Unit	Result	Acceptable Limit for Drinking Water as per IS 10500:2012	Method Reference
13.	Arsenic (as As)	mg/L	<0.005	Max. 0.01	IS 3025 (Part 2): 2004
14.	Cadmium (as Cd)	mg/L	<0.002	Max. 0.003	IS 3025 (Part 2): 2004
15.	Chromium (as Cr)	mg/L	0.022	Max. 0.05	IS 3025 (Part 2): 2004
16.	Copper (as Cu)	mg/L	<0.02	Max. 0.05	IS 3025 (Part 2): 2004
17.	Iron (as Fe)	mg/L	0.64	Max. 0.3	APHA 22 nd Ed. 2012, 3111-B, 3-18
18.	Lead (as Pb)	mg/L	<0.008	Max. 0.01	IS 3025 (Part 2): 2004
19.	Manganese (as Mn)	mg/L	0.23	Max. 0.1	IS 3025 (Part 2): 2004
20.	Mercury (as Hg)	mg/L	<0.0008	Max. 0.001	IS 3025 (Part 2): 2004
21.	Selenium (as Se)	mg/L	<0.005	Max. 0.01	IS 3025 (Part 2): 2004
22.	Zinc (as Zn)	mg/L	<0.05	Max. 5	IS 3025 (Part 2): 2004
23.	Boron (as B)	mg/L	0.81	Max. 0.5	APHA 22 nd Ed. 2012, 4500-B-B, 4-25
24.	Chloride (as Cl)	mg/L	149	Max. 250	IS 3025 (Part 32): 1988, Reaffirmed 2009
25.	Sulphate (as SO ₄)	mg/L	107	Max. 200	IS 3025 (Part 24): 1986, Reaffirmed 2009
26.	Fluoride (as F)	mg/L	<0.05	Max. 1	APHA 22 nd Ed. 2012, 4500-F-, D, 4-87
27.	Nitrate (as NO ₃)	mg/L	18.6	Max. 45	APHA 22 nd Ed. 2012, 4500-NO ₃ , B -4-122
28.	Cyanide (as CN)	mg/L	<0.001	Max. 0.05	APHA 22 nd Ed. 2012, 4500-CN, C & E, 4-41 & 4-43
29.	Phenolic Compounds (as C ₆ H ₅ OH)	mg/L	<0.001	Max. 0.001	APHA 22 nd Ed. 2012, 5530-B & C, 5-44 & 5-47
30.	Mineral Oil	mg/L	<0.005	Max. 0.5	IS 3025 (Part 39): 1991, Reaffirmed 2009, Amds.1
Microbiological Analysis					
31.	Total Coliforms	MPN /100 mL	Absent	Not Detectable	APHA 22 nd Ed. 2012, 9221-B, 9-66
32.	<i>E. coli</i>	MPN /100 mL	Absent	Not Detectable	APHA 22 nd Ed. 2012, 9221-G, 9-76
Remarks:					

-----END-----

FOR MAHABAL ENVIRO ENGINEERS PVT. LTD.



Kishor Yeole
BRANCH MANAGER



Note:

The result listed refers only to the tested sample(s) and applicable parameter(s).

1. This report is not to be reproduced except in full, without written approval of the laboratory.



Mahabal Enviro Engineers Pvt. Ltd.

Engineers, Consultants, Environmental Monitoring Laboratory & Contractors

Plot Nos. 13,14,17,18, Grampanchayat Bokhara, 8 km from Nagpur City,

Opp. Patel Petrol Pump, Chhindwara Road, Koradi, Dist.Nagapur-441111

Phone: 91-712-2612162 T/Fax: 91-712-2612212 Email: nagpur@mahabal.com

Water Sample Analysis Report

Report No. : ME-NS0085-150916-SA-RNPL-NASHIK		Date: 16.09.2015	
Name and Address of Customer	RattanIndia Nasik Power Ltd. (formerly known as Indiabulls Realtech Ltd.), A-1 Additional MIDC Musalgaon, Tal- Sinnar, Dist- Nasik.	Order Reference	
		Your P.O. No. 3320001083 Dtd.18.11.2011, (Amendment Dtd.16.01.2014)	
Sample Description/Type	Ground Water	Sample Collected by	Laboratory
Sampling Location	Village Kedarpur	Sample Quantity/Packing	5 L X 1 No. Plastic Can 1 L X 1 No. Glass Bottle 250 mL X 1 No. Sterile Glass Bottle 300 mL X 1 No. Glass Bottle
Date of Sampling	10.09.2015	Date of Receipt of Sample	10.09.2015
Sampling Procedure	IS 1622:1981, Reaffirmed 2009; IS 3025 (Part 1): 1987, Reaffirmed 1987, Reaffirmed 1998 & APHA 22 nd Ed. 2012, 1060 B, 1-39		
Date of Start of Analysis	10.09.2015	Date of Completion of Analysis	16.09.2015


Sr. No.	Parameter	Unit	Result	Acceptable Limit for Drinking Water as per IS 10500:2012	Method Reference
Physico-Chemical Analysis					
1.	Colour	Hazen Units	1	Max. 5	IS 3025 (Part 4): 1983, RA 2006
2.	Odour	-	Agreeable	Agreeable	IS 3025 (Part 5): 1983, RA 2006
3.	Turbidity	N.T.U.	<0.1	Max. 1	IS 3025 (Part 10): 1983, RA 2006
4.	pH	-	8.0	6.5-8.5	IS 3025 (Part II): 1983, RA 2006
5.	Suspended Solids	mg/L	<5	-	IS 3025 (Part 17): 1984, RA 2006, Amds.1
6.	Total Dissolved Solids	mg/L	948	Max. 500	IS 3025 (Part 16): 1984, RA 2006, Ed. 2.1 (1999-12)
7.	Dissolved Oxygen	mg/L	7.0	-	IS 3025 (Part 38): 1989, RA 2009
8.	Alkalinity (as CaCO ₃)	mg/L	294	Max. 200	IS 3025 (Part 23): 1986, RA 2009, Amds.1
9.	Total Hardness (as CaCO ₃)	mg/L	368	Max. 200	IS 3025 (Part 21): 1983, RA 2006
10.	Calcium (as Ca)	mg/L	60.9	Max. 75	IS 3025 (Part 40): 1991, RA 2009, Amds.1
11.	Magnesium (as Mg)	mg/L	52.5	Max. 30	IS 3025 (Part 46): 1994, RA 2009, Amds.2
12.	Aluminium (as Al)	mg/L	<0.025	Max. 0.03	IS 3025 (Part 55): 2003, RA 2009

Report No. 0085 cont...

Sr. No.	Parameter	Unit	Result	Acceptable Limit for Drinking Water as per IS 10500:2012	Method Reference
13.	Arsenic (as As)	mg/L	<0.005	Max. 0.01	IS 3025 (Part 2): 2004
14.	Cadmium (as Cd)	mg/L	<0.002	Max. 0.003	IS 3025 (Part 2): 2004
15.	Chromium (as Cr)	mg/L	0.022	Max. 0.05	IS 3025 (Part 2): 2004
16.	Copper (as Cu)	mg/L	<0.02	Max. 0.05	IS 3025 (Part 2): 2004
17.	Iron (as Fe)	mg/L	0.64	Max. 0.3	APHA 22 nd Ed. 2012, 3111-B, 3-18
18.	Lead (as Pb)	mg/L	<0.008	Max. 0.01	IS 3025 (Part 2): 2004
19.	Manganese (as Mn)	mg/L	0.23	Max. 0.1	IS 3025 (Part 2): 2004
20.	Mercury (as Hg)	mg/L	<0.0008	Max. 0.001	IS 3025 (Part 2): 2004
21.	Selenium (as Se)	mg/L	<0.005	Max. 0.01	IS 3025 (Part 2): 2004
22.	Zinc (as Zn)	mg/L	<0.05	Max. 5	IS 3025 (Part 2): 2004
23.	Boron (as B)	mg/L	0.81	Max. 0.5	APHA 22 nd Ed. 2012, 4500-B-B, 4-25
24.	Chloride (as Cl)	mg/L	149	Max. 250	IS 3025 (Part 32): 1988, Reaffirmed 2009
25.	Sulphate (as SO ₄)	mg/L	107	Max. 200	IS 3025 (Part 24): 1986, Reaffirmed 2009
26.	Fluoride (as F)	mg/L	<0.05	Max. 1	APHA 22 nd Ed. 2012, 4500-F-, D, 4-87
27.	Nitrate (as NO ₃)	mg/L	18.6	Max. 45	APHA 22 nd Ed. 2012, 4500-NO ₃ , B -4-122
28.	Cyanide (as CN)	mg/L	<0.001	Max. 0.05	APHA 22 nd Ed. 2012, 4500-CN, C & E, 4-41 & 4-43
29.	Phenolic Compounds (as C ₆ H ₅ OH)	mg/L	<0.001	Max. 0.001	APHA 22 nd Ed. 2012, 5530-B & C, 5-44 & 5-47
30.	Mineral Oil	mg/L	<0.005	Max. 0.5	IS 3025 (Part 39): 1991, Reaffirmed 2009, Amds.1
Microbiological Analysis					
31.	Total Coliforms	MPN /100 mL	Absent	Not Detectable	APHA 22 nd Ed. 2012, 9221-B, 9-66
32.	<i>E. coli</i>	MPN /100 mL	Absent	Not Detectable	APHA 22 nd Ed. 2012, 9221-G, 9-76
Remarks:					

-----END-----

FOR MAHABAL ENVIRO ENGINEERS PVT. LTD.



Kishor Yeole
BRANCH MANAGER



Note:

The result listed refers only to the tested sample(s) and applicable parameter(s).

1. This report is not to be reproduced except in full, without written approval of the laboratory.



Mahabal Enviro Engineers Pvt. Ltd.

Engineers, Consultants, Environmental Monitoring Laboratory & Contractors

Plot Nos. 13,14,17,18, Grampanchayat Bokhara, 8 km from Nagpur City,

Opp. Patel Petrol Pump, Chhindwara Road, Koradi, Dist.Nagapur-441111

Phone : 91-712-2612162 T/Fax: 91-712-2612212 Email: nagpur@mahabal.com

Noise Monitoring Report

Name and Address of Customer	RattanIndia Nasik Power Ltd. (formerly known as Indiabulls Realtech Ltd.), A-1 Additional MIDC Musalgaon, Tal- Sinnar, Dist- Nasik.
Date of Sampling – 09.09.2015 to 10.09.2015	

Sr. No.	Location	Time	Sound Level dB(A) Fast Response
1.	Near Weigh Bridge	12.00 h	69
		23.10 h	54
2.	Near RNPL Office	12.30 h	67
		23.30 h	52
3.	Near Boiler House	13.00 h	69
		23.50 h	56
Noise Level Standard			
Area Code	Area Type	Limit in dB(A) weighted scale	
		Day	Night
A	Industrial	75	70

-----END-----

FOR MAHABAL ENVIRO ENGINEERS PVT. LTD.

Kishor Yeole

BRANCH MANAGER



Note:

1. The result listed refers only to the tested sample(s) and applicable parameter(s).
2. This report is not to be reproduced except in full, without written approval of the laboratory.

Page 1 of 1



Mahabal Enviro Engineers Pvt. Ltd.

Engineers, Consultants, Environmental Monitoring Laboratory & Contractors

Plot Nos. 13,14,17,18, Grampanchayat Bokhara, 8 km from Nagpur City,

Opp. Patel Petrol Pump, Chhindwara Road, Koradi, Dist.Nagapur-441111

Phone : 91-712-2612162 T/Fax: 91-712-2612212 Email: nagpur@mahabal.com

Soil Sample Analysis Report

Report No. : ME-NS0088-150915-SA-RNPL-NASHIK		Date: 15.09.2015	
Name and Address of Customer	RattanIndia Nasik Power Ltd. (formerly known as Indiabulls Realtech Ltd.), A-1 Additional MIDC Musalgaon, Tal- Sinnar, Dist- Nasik.		Order Reference
			Your Work Order No. 3320001083 Dt.18.11.2011 (Amendment: 1Dt.16.01.2014)
Sample Description/Type	Soil	Sample Collected by	Laboratory
Sampling Location	Musalgaon	Sample Quantity/Packing	1 kg X 1 No. Plastic Bag
Date of Sampling	10.09.2015	Date of Receipt of Sample	10.09.2015
Date of Start of Analysis	10.09.2015	Date of Completion of Analysis	14.09.2015

Sr. No.	Parameter	Unit	Result	Method Reference
1.	Texture	-	Sandy	WLII Sec. B4, Page No. 7
2.	Moisture	%	9.52	WLII Sec. B2, Page No. 6
3.	pH (1:5 Suspension)	-	8.3	WLII Sec. B4, Page No. 9
4.	Electrical Conductivity (1:5 Suspension at 25°C)	mmho/cm	0.196	WLII Sec. B5, Page No. 9
5.	Organic Carbon	%	0.49	WLII Sec. B7, Page No. 10
6.	Available Nitrogen (as N)	kg/ha	228	FAO Sec. III.11, Page No. 145
7.	Available Phosphorus (as P)	kg/ha	44.6	FAO Sec. III.12-1, Page No.157
8.	Available Potassium (as K)	kg/ha	387	FAO Sec. III.8-1, Page No. 115
9.	Available Magnesium	mg/kg	24.3	FAO Sec. III.8-1, Page No. 115
10.	Available Calcium	mg/kg	320	FAO Sec. III.8-1, Page No. 115
11.	Cation Exchange Capacity	meq/100g	37.5	FAO Sec. III.7-2, Page No. 104

Remarks:

Note- All results are on air dry basis.

WLII- Wildlife Institute of India.

FAO- Food & Agriculture Organization, United Nations.

-----END-----

FOR MAHABAL ENVIRO ENGINEERS PVT. LTD.

Kishor Yeole

BRANCH MANAGER



Note:

- The result listed refers only to the tested sample(s) and applicable parameter(s).
- This report is not to be reproduced except in full, without written approval of the laboratory.

Page 1 of 1

Plot No. F-7, Road No. 21, MIDC Wagle Estate, Thane West - 400604, Maharashtra

(600 m from Hotel Rukhmini Palace Turn Opp Toyota Show Room. Next to Ashida Electrical - near J B Sawant Bus Stop)

Phone: 2582 0658/ 3139/ 1663/ 3154 Fax: 91-22-25823543 thane@mahabal.com



Mahabal Enviro Engineers Pvt. Ltd.

Engineers, Consultants, Environmental Monitoring Laboratory & Contractors

Plot Nos. 13,14,17,18, Grampanchayat Bokhara, 8 km from Nagpur City,

Opp. Patel Petrol Pump, Chhindwara Road, Koradi, Dist.Nagapur-441111

Phone : 91-712-2612162 T/Fax: 91-712-2612212 Email: nagpur@mahabal.com

Soil Sample Analysis Report

Report No. : ME-NS0089-150915-SA-RNPL-NASHIK		Date: 15.09.2015	
Name and Address of Customer	RattanIndia Nasik Power Ltd. (formerly known as Indiabulls Realtech Ltd.), A-1 Additional MIDC Musalgaon, Tal- Sinnar, Dist- Nasik.		Order Reference
			Your Work Order No. 3320001083 Dt. 18.11.2011 (Amendment: 1 Dt.16.01.2014)
Sample Description/Type	Soil	Sample Collected by	Laboratory
Sampling Location	Kedarpur	Sample Quantity/Packing	1 kg X 1 No. Plastic Bag
Date of Sampling	10.09.2015	Date of Receipt of Sample	10.09.2015
Date of Start of Analysis	10.09.2015	Date of Completion of Analysis	14.09.2015

Sr. No.	Parameter	Unit	Result	Method Reference
1.	Texture	-	Sandy	WLII Sec. B4, Page No. 7
2.	Moisture	%	13.4	WLII Sec. B2, Page No. 6
3.	pH (1:5 Suspension)	-	8.1	WLII Sec. B4, Page No. 9
4.	Electrical Conductivity (1:5 Suspension at 25°C)	mmho/cm	0.199	WLII Sec. B5, Page No. 9
5.	Organic Carbon	%	0.58	WLII Sec. B7, Page No. 10
6.	Available Nitrogen (as N)	kg/ha	207	FAO Sec. III.11, Page No. 145
7.	Available Phosphorus (as P)	kg/ha	30.0	FAO Sec. III.12-1, Page No.157
8.	Available Potassium (as K)	kg/ha	284	FAO Sec. III.8-1, Page No. 115
9.	Available Magnesium	mg/kg	36.5	FAO Sec. III.8-1, Page No. 115
10.	Available Calcium	mg/kg	461	FAO Sec. III.8-1, Page No. 115
11.	Cation Exchange Capacity	meq/100g	49.8	FAO Sec. III.7-2, Page No. 104

Remarks:

Note- All results are on air dry basis.

WLII- Wildlife Institute of India.

FAO- Food & Agriculture Organization, United Nations.

-----END-----

FOR MAHABAL ENVIRO ENGINEERS PVT. LTD.

Kishor Yeole

BRANCH MANAGER



Note:

1. The result listed refers only to the tested sample(s) and applicable parameter(s).
2. This report is not to be reproduced except in full, without written approval of the laboratory.

Page 1 of 1

Plot No. F-7, Road No. 21, MIDC Wagle Estate, Thane West - 400604, Maharashtra

(600 m from Hotel Rukhmini Palace Turn Opp Toyota Show Room. Next to Ashida Electrical - near J B Sawant Bus Stop)

Phone: 2582 0658/ 3139/ 1663/ 3154 Fax: 91-22-25823543 thane@mahabal.com



Mahabal Enviro Engineers Pvt. Ltd.

Engineers, Consultants, Environmental Monitoring Laboratory & Contractors

Plot Nos. 13,14,17,18, Grampanchayat Bokhara, 8 km from Nagpur City,

Opp. Patel Petrol Pump, Chhindwara Road, Koradi, Dist.Nagapur-441111

Phone : 91-712-2612162 T/Fax: 91-712-2612212 Email: nagpur@mahabal.com

Soil Sample Analysis Report

Report No. : ME-NS0090-150915-SA-RNPL-NASHIK		Date: 15.09.2015	
Name and Address of Customer	RattanIndia Nasik Power Ltd. (formerly known as Indiabulls Realtech Ltd.), A-1 Additional MIDC Musalgaon, Tal- Sinnar, Dist- Nasik.		Order Reference
			Your Work Order No. 3520000054 Dt. 18.11.2011 Amendment: 1 Dt.16.01.2014
Sample Description/Type	Soil	Sample Collected by	Laboratory
Sampling Location	Gulvanch	Sample Quantity/Packing	1 kg X 1 No. Plastic Bag
Date of Sampling	10.09.2015	Date of Receipt of Sample	10.09.2015
Date of Start of Analysis	10.09.2015	Date of Completion of Analysis	14.09.2015

Sr. No.	Parameter	Unit	Result	Method Reference
1.	Texture	-	Sandy	WLII Sec. B4, Page No. 7
2.	Moisture	%	12	WLII Sec. B2, Page No. 6
3.	pH (1:5 Suspension)	-	8.2	WLII Sec. B4, Page No. 9
4.	Electrical Conductivity (1:5 Suspension at 25°C)	mmho/cm	0.269	WLII Sec. B5, Page No. 9
5.	Organic Carbon	%	0.51	WLII Sec. B7, Page No. 10
6.	Available Nitrogen (as N)	kg/ha	226	FAO Sec. III.11, Page No. 145
7.	Available Phosphorus (as P)	kg/ha	39.6	FAO Sec. III.12-1, Page No.157
8.	Available Potassium (as K)	kg/ha	421	FAO Sec. III.8-1, Page No. 115
9.	Available Magnesium	mg/kg	24.3	FAO Sec. III.8-1, Page No. 115
10.	Available Calcium	mg/kg	421	FAO Sec. III.8-1, Page No. 115
11.	Cation Exchange Capacity	meq/100g	42.8	FAO Sec. III.7-2, Page No. 104

Remarks:

Note- All results are on air dry basis.

WLII- Wildlife Institute of India.

FAO- Food & Agriculture Organization, United Nations.

-----END-----

FOR MAHABAL ENVIRO ENGINEERS PVT. LTD.

Kishor Yeole

BRANCH MANAGER



Note:

1. The result listed refers only to the tested sample(s) and applicable parameter(s).
2. This report is not to be reproduced except in full, without written approval of the laboratory.