

Format of Holding of Specified securities


1. Name of Listed Entity: RATTANINDIA INFRASTRUCTURE LIMITED
2. Scrip Code/Name of Scrip/Class of Security: 534597/RTNINFRA/EQUITY
3. Share Holding Pattern Filed under: Reg-31(1)(e)/Reg-31(1)(b)/Reg-31(1)(c)
 - a. if under 31(1)(b) then indicate the report for quarter ending 30/09/2017
 - b. if under 31(1)(c) then indicate date of allotment/extinguishment: N.A.

4. Declaration : The Listed entity is required to submit the following declaration to the extent of submission of information:

Particulars	YES*	NO*
a. Whether the Listed Entity has issued any partly paid up shares		NO
b. Whether the Listed Entity has issued any Convertible Securities or Warrants?		NO
c. Whether the Listed Entity has any shares against which depository receipts are issued?	YES	
d. Whether the Listed Entity has any shares in locked-in?	YES	
e. Whether any shares held by promoters are pledged or otherwise encumbered?		NO
f. Whether Company has Equity Shares with differential voting rights?		NO

*if the Listed Entity selects the option 'NO' for the questions above, the columns for the partly paid up shares, Outstanding Convertible Securities/Warrants, depository receipts, locked-in shares, No of shares pledged or otherwise encumbered by promoters, as applicable, shall not be displayed at the time of dissemination on the Stock Exchange website. Also wherever there is 'No' declared by Listed entity in above table the values will be considered as 'Zero' by default on submission of the format of holding of specified securities.

5. The tabular format for disclosure of holding of specified securities is as follows:



RattanIndia Infrastructure Limited

(Formerly Indiabulls Infrastructure and Power Ltd.)

Registered Office: 5th Floor, Tower-B, Worldmark 1, Aerocity, New Delhi -110037

Tel: +91 11 66612666 Fax: +91 11 66612777

Website: www.rattanindia.com/ril

CIN: L40101DL2010PLC210263

Table 1 - Summary Statement holding of specified securities

Category	Category of Shareholder	No of Shareholders	No of fully paid up equity shares held	No of Party paid-up equity shares held	No of Shares Underlying Depository Receipts	Total No of Shares Held (VI) = (V)+(VI)	Shareholding as a % of total no of Shares (As a % of (4-B+C2))	Number of Voting Rights held in each class of securities			No of Shares Underlying Outstanding convertible securities (including Warrants)	Shareholding as a % assuming full conversion of convertible Securities (as a percentage of diluted share capital)	Number of Locked in Shares		Number of Shares pledged or otherwise encumbered	Number of equity shares held in dematerialized form
								Class X	Class Y	Total			(VII)	(VIII)		
(I)	(II)	(III)	(IV)	(V)	(VI)	(VII)	(VIII)	(IX)	(X)	(XI)	(XII)	(XIII)	(XIV)	(XV)	(XVI)	
(A)	Promoter & Promoter Group	4	883479282	883479282	0	883479282	64.35	883479282	64.35	219532461	74.85	0.00	0.00	0.00	883479282	
(B)	Public	75898	493794283	493794283	0	493794283	35.85	493794283	35.85	0	0.00	0.00	0.00	493794283		
(C)	Non Promoter-Non Public	1	0	0	4996027	4996027	0	0	0	0	0.00	0.00	0	0.00	4996027	
(C1)	Shares underlying DRs	1	0	0	4996027	4996027	0	0	0	0	0.00	0.00	0	0.00	4996027	
(C2)	Shares held by Employees Trusts	0	0	0	0	0	0	0	0	0	0.00	0.00	0	0.00	0	
	Total:	75903	1377273565	1377273565	4996027	1382269592	100.00	1377273565	100.00	0	0	100.00	0	0.00	1382269592	




Table II - Statement showing shareholding pattern of the Promoter and Promoter Group

Category	Category & Name of the Shareholder	PAN	No of Shareholders	No of fully paid up equity shares held	No of partly paid-up equity shares held	No of Shares Underlying Depository Receipts	Total No. of Shares held (DVA+V)	Shareholding as a % of total no. of shares (calculated as per SCRR, 1957 (iii) A & B+C2)	Number of Voting Rights			No of Shares Underlying convertible securities (including Warrants)	Shareholding as a % of convertible securities (as a percentage of diluted share capital) (W+V) as a % of (W+B+C2)	Number of Locked in Shares	Number of Shares pledged or otherwise encumbered	Number of equity shares held in dematerialized form
									Class X	Class Y	Total					
			(i)	(ii)	(iii)	(iv)	(v)	(vi)	(vii)	(viii)	(ix)	(x)	(xi)	(xii)	(xiii)	(xiv)
(A)	Indian		0	0	0	0	0	0	0	0	0	0	0	0	0	0
(B)	Foreign															
(B1)	Foreign Institutional Investors															
(B2)	Central Government/State Governments	ACS383927D		1770000	0	0	1770000	0.13	0	0	0	0	0	0	0	1770000
(B3)	Financial Institutions/Banks			3770000	0	0	3770000	0.13	0	0	0	0	0	0	0	3770000
(B4)	Other			0	0	0	0	0	0	0	0	0	0	0	0	0
(B5)	Other			88329282	0	0	88329282	64.02	0	0	0	0	0	0	0	88329282
(C)	Sub Total (A+B)			10000000	0	0	10000000	100	0	0	0	0	0	0	0	10000000
(D)	Foreign															
(D1)	Foreign Institutional Investors															
(D2)	Central Government/State Governments															
(D3)	Financial Institutions/Banks															
(D4)	Other															
(D5)	Other															
(D6)	Sub Total (D)			0	0	0	0	0	0	0	0	0	0	0	0	0
(E)	Sub Total (A+B+D)			10000000	0	0	10000000	100	0	0	0	0	0	0	0	10000000
(F)	Foreign															
(F1)	Foreign Institutional Investors															
(F2)	Central Government/State Governments															
(F3)	Financial Institutions/Banks															
(F4)	Other															
(F5)	Other															
(F6)	Sub Total (F)			0	0	0	0	0	0	0	0	0	0	0	0	0
(G)	Sub Total (A+B+D+F)			10000000	0	0	10000000	100	0	0	0	0	0	0	0	10000000
(H)	Sub Total (A+B+C+D+E+F+G)			10000000	0	0	10000000	100	0	0	0	0	0	0	0	10000000






Table III - Statement showing shareholding pattern of the Public shareholder

Category	PAN	No. of Shareholders	No. of fully paid up equity shares held	No. of Party and- Unsettling Depository Receipts	Total No. Shares held (A+B+C)	Shareholding as a % of Total no. of Shares (A+B+C)	Number of Voting Rights held in each class of securities			Total as a % of (A+B+C)	No. of Shares Underlying convertible securities (including Warrants)	Shareholding as a % convertible Securities (As a percentage of diluted share capital)	Number of Locked In Shares	Number of Shares pledged or otherwise encumbered	Number of equity shares held in dematerialized form
							Class X	Class Y	Total						
		(I)	(II)	(III)	(IV)	(V)	(VI)	(VII)	(VIII)	(IX)	(X)	(XI)	(XII)	(XIII)	
(1)	Investments														
(a)	Mutual Funds														
(b)	Venture Capital Funds														
(c)	Foreign Institutional Investors														
(d)	Foreign Venture Capital Investors														
(e)	Foreign Portfolio Investors & Foreign Institutional Investors														
(f)	MERILL LYNCH PIERCE FENNER SMITH INC. LTD.		298955		298955	0.00	298955		298955		0.00				
(g)	Financial Institutions/Banks														
(h)	Insurance Companies														
(i)	Non-Convertible Debenture Holders														
(j)	Any Other														
(k)	Sub Total (B)(1)		76		76	0.00	76		76		0.00				
(l)	Central Government/State Government(s)/President of India														
(m)	State Total (B)(2)														
(n)	Non-Institutional														
(o)	Solo Total (B)(3)		7959		7959	0.00	7959		7959		0.00				
(p)	Sub Total (B)(4) - Individual shareholders holding common share capital up to 0.1%.		175		175	0.00	175		175		0.00				
(q)	Individual shareholders holding common share capital in excess of 0.1%.														
(r)	NRFCs Registered with RBI														
(s)	Employees Trusts														
(t)	Overseas Depositories (holding shares) (including NDR)														
(u)	Other Foreign Entities														
(v)	SOLEBOND LIMITED		2932878		2932878	0.00	2932878		2932878		0.00				
(w)	NON RESIDENT HINDUS		542		542	0.00	542		542		0.00				
(x)	CLARUS INFRAFIN		76		76	0.00	76		76		0.00				
(y)	NON RESIDENT HINDUS FROM INDIAN TERRITORIES		192		192	0.00	192		192		0.00				
(z)	INTERNATIONAL CAPITAL SECURITIES PVT. LTD.		2309551		2309551	0.00	2309551		2309551		0.00				
(aa)	INTERNATIONAL CAPITAL SECURITIES PVT. LTD.		4518805		4518805	0.00	4518805		4518805		0.00				
(ab)	BANABALI CAPITAL SECURITIES PRIVATE LIMITED		1		1	0.00	1		1		0.00				
(ac)	CLIA BUILDING PRIVATE LIMITED		1		1	0.00	1		1		0.00				
(ad)	INDOGEN ADVISORS PRIVATE LIMITED		1		1	0.00	1		1		0.00				
(ae)	Sub Total (B)(5)		79872		79872	0.00	79872		79872		0.00				
(af)	Total Public Shareholding (B) - (B)(1)-(B)(5)		79891		79891	0.00	79891		79891		0.00				



Details of the shareholders acting as persons in Concert including their Shareholding:			
Name of Shareholder	Name of PAC	No of shares	Holding%
Total:		0	0



Details of Shares which remain unclaimed may be given hear along with details such as number of shareholders,	
No of Shareholders	No of shares
28	2780

