

Format of Holding of Specified securities


1. Name of Listed Entity: RATTANINDIA INFRASTRUCTURE LIMITED
2. Scrip Code/Name of Scrip/Class of Security: 534597/RTNINFRA/EQUITY
3. Share Holding Pattern Filed under: Reg-31(1)(a)/Reg-31(1)(b)/Reg-31(1)(e)
  - a. if under 31(1)(b) then indicate the report for quarter ending 31/03/2018
  - b. if under 31(1)(c) then indicate date of allotment/extinguishment: N.A.

4. Declaration : The Listed entity is required to submit the following declaration to the extent of submission of information:

Particulars	YES*	NO*
a. Whether the Listed Entity has issued any partly paid up shares		NO
b. Whether the Listed Entity has issued any Convertible Securities or Warrants?		NO
c. Whether the Listed Entity has any shares against which depository receipts are issued?	YES	
d. Whether the Listed Entity has any shares in locked-in?	YES	
e. Whether any shares held by promoters are pledged or otherwise encumbered?		NO
f. Whether Company has Equity Shares with differential voting rights?		NO

\*if the Listed Entity selects the option 'NO' for the questions above, the columns for the partly paid up shares, Outstanding Convertible Securities/Warrants, depository receipts, locked-in shares, No of shares pledged or otherwise encumbered by promoters, as applicable, shall not be displayed at the time of dissemination on the Stock Exchange website. Also wherever there is 'No' declared by Listed entity in above table the values will be considered as 'Zero' by default on submission of the format of holding of specified securities.

5. The tabular format for disclosure of holding of specified securities is as follows:



## RattanIndia Infrastructure Limited

(Formerly Indiabulls Infrastructure and Power Ltd.)

Registered Office: 5th Floor, Tower-B, Worldmark 1, Aerocity, New Delhi -110037

Tel: +91 11 66612666 Fax: +91 11 66612777

Website: www.rattanindia.com/ril

CIN: L40101DL2010PLC210263

Table 1 - Summary Statement holding of specified securities

Category	Category of Shareholder	No. of Shareholders	No. of fully paid up equity shares held	No. of equity shares held	No. of Shares Underlying Depository Receipts	Total No of Shares Held (VI) = (V)+(VI)-(VII)	Shareholding as a % of total no of shares (As a % of (A+B+C2))	Number of Voting Rights held in each class of securities				No of Shares Underlying Outstanding convertible securities (including Warrants)	Shareholding as a % assuming full conversion of convertible Securities (as a percentage of diluted share capital)	Number of Locked in Shares	Number of Shares pledged or otherwise encumbered	Number of equity shares held in dematerialised form
								Class X	Class Y	Class Z	Total					
(I)	(II)	(III)	(IV)	(V)	(VI)	(VII)	(VIII)	(IX)	(X)	(XI)	(XII)	(XIII)	(XIV)	(XV)	(XVI)	(XVII)
(A)	Promoter & Promoter Group	4	1148391592	1148391592	0	1148391592	82.36	1148391592	0	0	0	82.36	55811837	4.86	0	1148391592
(B)	Public	74821	229234554	229234554	0	229234554	16.64	229234554	0	0	0	16.64	0	0	0	229234554
(C)	Non Promoter-Non Public	1	0	0	4643446	4643446	0	0	0	0	0	0	0	0	0	4643446
(C1)	Share underlying DRs	1	0	0	4643446	4643446	0	0	0	0	0	0	0	0	0	4643446
(C2)	Share held by Employees' Trusts	0	0	0	0	0	0	0	0	0	0	0	0	0	0	0
	<b>Total</b>	<b>74676</b>	<b>1377626146</b>	<b>1377626146</b>	<b>4643446</b>	<b>1382269592</b>	<b>100.00</b>	<b>1377626146</b>	<b>0</b>	<b>0</b>	<b>0</b>	<b>100.00</b>	<b>55811837</b>	<b>4.04</b>	<b>0</b>	<b>1382269592</b>




Table II - Statement showing shareholding pattern of the Promoter and Promoter Group

Category	Category & Name of the Shareholder	PAN	No of Shareholders	No of fully paid up equity shares held	No of Equity held as equity shares	No of Shares Underlying Depository Receipts	Total No of Shares Held (A+V+VI)	Shareholding as a % of total (A+B+C) (A+B+C) 2017 (VII) As a % of (A+B+C)	No of Voting Rights			Total as a % of (A+B+C)	No of Shares Underlying Outstanding convertible securities (Including Warrants)	Shareholding as a % assuming full conversion of convertible securities (as a percentage of diluted share capital) (VII+X) As a % of (A+B+C)	Number of Locked in Shares	Number of Shares pledged or otherwise encumbered	As a % of total No. Shares held	As a % of total Shares held	Number of equity shares held in dematerialized form
									Class X	Class Y	Total								
(i)	Indian individuals/firms/ unincorporated family	(U)	(U)	(V)	(V)	(V)	(VII)	(VII)	(X)	(X)	(X)	(X)	(X)	(X)	(X)	(X)	(X)	(X)	
(a)	MAHESH KUMAR		1	1770000	0	0	1770000	0.13	0	0	0	0.13	0	0	0	0.00	0	0	1770000
(b)	Central Government (State Government)	AESP9592D	1	1770000	0	0	1770000	0.13	0	0	0	0.13	0	0	0	0.00	0	0	1770000
(c)	Financial institutions/Banks		0	0	0	0	0	0.00	0	0	0	0.00	0	0	0	0.00	0	0	0
(d)	Any Other		0	0	0	0	0	0.00	0	0	0	0.00	0	0	0	0.00	0	0	0
(e)	ANTRA ENERGIES PRIVATE LIMITED	AAAC7668H	1	1146621592	0	0	1146621592	83.23	0	0	0	83.23	0	0	0	0.00	0	0	1146621592
(f)	LAUREL ENERGIES PRIVATE LIMITED	AABL1802M	1	109765484	0	0	109765484	7.60	0	0	0	7.60	0	0	0	0.00	0	0	109765484
(g)	AMBUTUS CONSULTANCY LLP	ABCF1867O	1	54333836	0	0	54333836	3.81	0	0	0	3.81	0	0	0	0.00	0	0	54333836
(h)	Sub-total (A)(I)		4	49851772	0	0	49851772	36.19	0	0	0	36.19	0	0	0	0.00	0	0	49851772
(i)	Foreign		0	1148391592	0	0	1148391592	83.36	0	0	0	83.36	0	0	0	0.00	0	0	1148391592
(j)	Individuals (Non-Resident Individuals/Foreign Individuals)		0	0	0	0	0	0.00	0	0	0	0.00	0	0	0	0.00	0	0	0
(k)	Government Institutions		0	0	0	0	0	0.00	0	0	0	0.00	0	0	0	0.00	0	0	0
(l)	Foreign Portfolio Investors		0	0	0	0	0	0.00	0	0	0	0.00	0	0	0	0.00	0	0	0
(m)	Any Other		0	0	0	0	0	0.00	0	0	0	0.00	0	0	0	0.00	0	0	0
(n)	Sub-total (A)(II)		0	0	0	0	0	0.00	0	0	0	0.00	0	0	0	0.00	0	0	0
(o)	Total Shareholding of Promoter and Promoter Group (A)(I)+(A)(II)		4	1148391592	0	0	1148391592	83.36	0	0	0	83.36	0	0	0	0.00	0	0	1148391592




Table III - Statement showing shareholding pattern of the Public shareholder

Category	Category & Name of the Shareholder	PAN	No of Shareholders	No of fully paid up equity shares held	No of Partly paid-up equity shares held	No of Shares Underlying Depository Receipts	Total No. of Shares Held (IV+V+VI)	Shareholding no of shares (A+B+C)	Number of Voting Rights held in each class of securities			Total as a % of (A+B+C)	No of Shares Underlying Outstanding convertible securities (including Warrants)	Shareholding as a % of convertible securities (as a percentage of total share capital)	Number of Locked in Shares	As a % of total Shares held	Number of Shares pledged or otherwise encumbered	Number of equity shares held in dematerialized form
									Class X	Class Y	Class Z							
(1)	Institutions	(II)	(III)	(IV)	(V)	(VI)	(VII)	(VIII)	(IX)	(X)	(XI)	(XII)	(XIII)	(XIV)	(XV)	(XVI)	(XVII)	
(1)	National Funds		0	0	0	0	0	0	0	0	0	0	0	0	0	0	0	
(2)	Private Capital Funds		0	0	0	0	0	0	0	0	0	0	0	0	0	0	0	
(3)	Alternate Investment Funds		0	0	0	0	0	0	0	0	0	0	0	0	0	0	0	
(4)	Foreign Venture Capital Investors		0	0	0	0	0	0	0	0	0	0	0	0	0	0	0	
(5)	Foreign Institutional Investors		75	51936983	0	0	51936983	3277	51936983	0	53136093	0	0	0	0	0	0	
(6)	Foreign Institutional Investors		1	23165516	0	0	23165516	168	23165516	0	23165516	0	0	0	0	0	0	
(7)	Insurance Companies		0	6937	0	0	6937	6937	6937	0	6937	0	0	0	0	0	0	
(8)	Insurance Companies		0	0	0	0	0	0	0	0	0	0	0	0	0	0	0	
(9)	Provident Funds/Foreign Funds		0	0	0	0	0	0	0	0	0	0	0	0	0	0	0	
(10)	Any Other		0	0	0	0	0	0	0	0	0	0	0	0	0	0	0	
(11)	Central Govt		18	51942115	0	0	51942115	3277	51942115	0	51942115	0	0	0	0	0	0	
(12)	Sub Total (B1)		23038	80981310	0	0	80981310	647	80981310	0	80981310	0	0	0	0	0	0	
(13)	Non-Institutions		114	3464892	0	0	3464892	252	3464892	0	3464892	0	0	0	0	0	0	
(14)	Individual Shareholders holding nominal share capital up to Rs. 2 Lakhs		0	0	0	0	0	0	0	0	0	0	0	0	0	0	0	
(15)	Individual Shareholders holding nominal share capital in excess of Rs. 2 Lakhs		114	3464892	0	0	3464892	252	3464892	0	3464892	0	0	0	0	0	0	
(16)	MFCs Registered with SEBI		3	135596	0	0	135596	0	135596	0	135596	0	0	0	0	0	0	
(17)	Foreign Venture Capital Investors		0	0	0	0	0	0	0	0	0	0	0	0	0	0	0	
(18)	Overseas Depositories (including IIBs) (Residual Figure)		0	0	0	0	0	0	0	0	0	0	0	0	0	0	0	
(19)	Any Other		0	0	0	0	0	0	0	0	0	0	0	0	0	0	0	
(20)	Sub Total (B2)		117	3601488	0	0	3601488	252	3601488	0	3601488	0	0	0	0	0	0	
(21)	Total Public Shareholding (B1 + B2)		23155	84596798	0	0	84596798	900	84596798	0	84596798	0	0	0	0	0	0	
(22)	Total Public Shareholding (B1 + B2) as a % of Total Shares		23155	84596798	0	0	84596798	900	84596798	0	84596798	0	0	0	0	0	0	






Table IV - Statement showing shareholding pattern of the Non Promoter - Non Public Shareholder

Category	Name of the Shareholder	PAN	No of Shareholders	No of fully paid up equity shares held	No of fully paid up equity shares held	No of Shares Underlying Depository Receipts	Total No of Shares Held (P+D+DR)	Shareholding as a % of total (P+D+DR)	No of Voting Rights	Total as a % of (A+B+C)	No of Shares Underlying Outstanding Warrants (Including Warrants)	Shareholding as a % assuming full conversion of outstanding warrants (as a percentage of diluted share capital)	Number of Locked in Shares	Number of Shares pledged or otherwise encumbered	Number of equity shares held in dematerialised form
									Class X Class Y Total				No. As a % of total Shares held	No. As a % of total Shares held	
(1)	Coastal Bank Finance Securities Company Limited	(1)	(1)	(0)	(0)	(0)	(0)	(0)			(0)	(0)	(0)	(0)	(0)
(2)	Coastal Bank Finance Securities Company Limited (Formerly Coastal Bank Finance Securities Company Limited)	(1)	(1)	(0)	(0)	(0)	(0)	(0)			(0)	(0)	(0)	(0)	(0)
	Total Non Promoter Non Public Shareholding (Q+R)		2	0	0	0	0	0			0	0	0	0	0



Details of the shareholders acting as persons in Concert including their Shareholding:			
Name of Shareholder	Name of PAC	No of shares	Holding%
<b>Total:</b>		<b>0</b>	<b>0</b>



Details of Shares which remain unclaimed may be given hear along with details such as number of shareholders,	
No of Shareholders	No of shares
28	2780

