

Format of Holding of Specified securities

1. Name of Listed Entity: RATTANINDIA INFRASTRUCTURE LIMITED
2. Scrip Code/Name of Scrip/Class of Security: 534597, RTNINFRA, EQUITY SHARES
3. Share Holding Pattern Filed under: Reg. 31(1)(b)/Reg. 31(1)(b)/Reg. 31(1)(e)
 - a. if under 31(1)(b) then indicate the report for quarter ending 31/12/2020
 - b. if under 31(1)(c) then indicate date of allotment/exit/liquidation
4. Declaration: The Listed entity is required to submit the following declaration to the extent of submission of information:

| Particulars | Promoter and Promoter Group | Public Shareholding | Non-promoter Non-Public |
|---|-----------------------------|---------------------|-------------------------|
| a. Whether the Listed Entity has issued any partly paid up shares | No | No | No |
| b. Whether the Listed Entity has issued any Convertible Securities ? | No | Yes | No |
| c. Whether the Listed Entity has issued any Warrants? | No | No | No |
| d. Whether the Listed Entity has any shares against which depository receipts are issued? | No | No | No |
| e. Whether the Listed Entity has any shares in locked-in? | No | No | No |
| f. Whether any shares held by promoters are pledged or otherwise encumbered? | No | No | No |
| g. Whether the listed entity has Equity Shares with differential voting rights ? | No | No | No |
| h. Whether the listed entity has any significant Beneficial Owner ? | Yes | No | No |
| *If the Listed Entity selects the option 'NO' for the questions above, the columns for the partly paid up shares, Outstanding Convertible Securities/Warrants, depository receipts, locked-in shares, No of shares pledged or otherwise encumbered by promoters, as applicable, shall not be displayed at the time of dissemination on the Stock Exchange website. Also wherever there is 'No' declared | | | |
| The tabular format for disclosure of holding of specified securities is as follows: | | | |
| 5 | | | |




Table 1 - Summary Statement holding of specified securities

| Category | No of Shareholders | No of fully paid up equity shares held | No of partly paid up equity shares held | No of Shares Underlying Depository Receipts | Total No of Shares held (VII)+(VIII) | Shareholding as a % of total shares (as a % of (A+B+C)) | Number of Voting Rights held in each class of securities | | | Total as a % of (A+B+C) | No of Shares Underlying Outstanding convertible securities (Including Warrants) | Shareholding as a % assuming full conversion of convertible securities (as a percentage of) | Number of Locked in Shares | | Number of Shares pledged or otherwise encumbered | Number of equity shares held in dematerialized form |
|--------------------------------------|--------------------|--|---|---|--------------------------------------|---|--|-----------|---------|-------------------------|---|---|----------------------------|-----------------------------|--|---|
| | | | | | | | Class X | Class Y | Total | | | | No. | As a % of total Shares held | | |
| (I) | (II) | (III) | (IV) | (V) | (VI) | (VII) | (VIII) | Class X | Class Y | Total | (IX) | (X) | (XI) | (XII) | (XIII) | (XIV) |
| (A) Promoter & Promoters Group | 4 | 103328772 | 0 | 0 | 103328772 | 74.75 | 103328772 | 103328772 | 0 | 103328772 | 74.98 | 0 | 0 | 0 | 0.00 | 103328772 |
| (B) Public | 72632 | 348932820 | 0 | 0 | 348932820 | 25.25 | 348932820 | 348932820 | 0 | 348932820 | 25.02 | 2000000 | 0 | 0.00 | NA | 348932820 |
| (C) Non Promoter-Non Public | 0 | 0 | 0 | 0 | 0 | 0.00 | 0 | 0 | 0 | 0 | 0.00 | 0 | 0 | 0.00 | NA | 0 |
| (C1) Shares under Voting DPs | 0 | 0 | 0 | 0 | 0 | 0.00 | 0 | 0 | 0 | 0 | 0.00 | 0 | 0 | 0.00 | NA | 0 |
| (C2) Shares held by Employees Trusts | 0 | 0 | 0 | 0 | 0 | 0.00 | 0 | 0 | 0 | 0 | 0.00 | 0 | 0 | 0.00 | NA | 0 |
| Total: | 72636 | 382260592 | 0 | 0 | 382260592 | 100.00 | 382260592 | 382260592 | 0 | 382260592 | 100.00 | 2000000 | 0 | 0.00 | 0 | 382260592 |




Table II - Statement showing shareholding pattern of the Promoter and Promoter Group

| Category | Category & Name of the Shareholder | PAN | No of Shareholder | No of fully paid up equity shares held | No of equity shares held | No of Shares Underlying Depository Receipts | Total No of Shares Held (IV+V+VI) | Shareholding as % of total no of shares (calculated as per SEBI (PDI) A as % of (A+B+C)) | Number of Voting Rights held in each class of securities | No of shares Underlying Outstanding securities (including Warrants) | Shareholding as % assuming full conversion of convertible Securities (as a percentage of (VII)/(X) As + % of (A+B+C)) | Number of Locked in Shares | Number of Shares pledged or otherwise encumbered | Number of equity shares held in dematerialized form |
|----------|---|-----|-------------------|--|--------------------------|---|-----------------------------------|--|--|---|---|----------------------------|--|---|
| | | | | | | | | | | | | | | |
| (1) | Indian | (U) | (VI) | (VII) | (VIII) | (IX) | (X) | (XI) | (XII) | (XIII) | (XIV) | (XV) | (XVI) | (XVII) |
| (2) | Individual/Particular undivided Family | | 1 | 1770000 | 0 | 0 | 1770000 | 0.13 | 1770000 | 0 | 0 | 0 | 0 | 1770000 |
| (3) | RAJY PATTAN | | 1 | 1770000 | 0 | 0 | 1770000 | 0.13 | 1770000 | 0 | 0 | 0 | 0 | 1770000 |
| (4) | Central Government/State Government(s) | | 0 | 0 | 0 | 0 | 0 | 0.00 | 0 | 0 | 0 | 0 | 0 | 0 |
| (5) | Foreign Government/Foreign Government(s) | | 0 | 0 | 0 | 0 | 0 | 0.00 | 0 | 0 | 0 | 0 | 0 | 0 |
| (6) | Any Other | | 5 | 101146672 | 0 | 0 | 101146672 | 7.58 | 101146672 | 0 | 0 | 0 | 0 | 101146672 |
| (7) | ANTRA ENERGIES PRIVATE LIMITED | | 1 | 10476564 | 0 | 0 | 10476564 | 0.08 | 10476564 | 0 | 0 | 0 | 0 | 10476564 |
| (8) | LAUREL ENERGIES PRIVATE LIMITED | | 1 | 54333836 | 0 | 0 | 54333836 | 39.31 | 54333836 | 0 | 0 | 0 | 0 | 54333836 |
| (9) | LAUREL ENERGIES PRIVATE LIMITED | | 1 | 54333836 | 0 | 0 | 54333836 | 39.31 | 54333836 | 0 | 0 | 0 | 0 | 54333836 |
| (10) | LAUREL ENERGIES PRIVATE LIMITED | | 1 | 54333836 | 0 | 0 | 54333836 | 39.31 | 54333836 | 0 | 0 | 0 | 0 | 54333836 |
| (11) | LAUREL ENERGIES PRIVATE LIMITED | | 1 | 54333836 | 0 | 0 | 54333836 | 39.31 | 54333836 | 0 | 0 | 0 | 0 | 54333836 |
| (12) | Foreign | | 6 | 103338772 | 0 | 0 | 103338772 | 74.75 | 103338772 | 0 | 0 | 0 | 0 | 103338772 |
| (13) | Foreign (Non-Resident Individual/Foreign Individuals) | | 0 | 0 | 0 | 0 | 0 | 0.00 | 0 | 0 | 0 | 0 | 0 | 0 |
| (14) | Government | | 0 | 0 | 0 | 0 | 0 | 0.00 | 0 | 0 | 0 | 0 | 0 | 0 |
| (15) | Institutions | | 0 | 0 | 0 | 0 | 0 | 0.00 | 0 | 0 | 0 | 0 | 0 | 0 |
| (16) | Foreign Portfolio Investor | | 0 | 0 | 0 | 0 | 0 | 0.00 | 0 | 0 | 0 | 0 | 0 | 0 |
| (17) | Any Other | | 6 | 103338772 | 0 | 0 | 103338772 | 74.75 | 103338772 | 0 | 0 | 0 | 0 | 103338772 |
| (18) | Total (A+B+C) | | 6 | 103338772 | 0 | 0 | 103338772 | 74.75 | 103338772 | 0 | 0 | 0 | 0 | 103338772 |




Table III - Statement showing shareholding pattern of the Public shareholder

| Category | Category & Name of the Shareholder | PAN | No of Shareholders | No of fully paid up equity shares held | No of partly paid-up equity shares held | No of Shares Underlying Depository Receipts | Total no of Shares Held (Partly+Full) | Shareholding as a % of total (As in C2) | Number of Voting Rights in each class of securities | | | Total as a % of (As in C2) | No. of Shares Underlying Outstanding convertible securities (including Warrants) | Shareholding as a % of convertible securities (as a percentage of diluted book value) | Number of Locked in Shares | As a % of total Shares held | Number of Shares pledged or otherwise encumbered | As a % of total Shares held | Number of equity shares held in dematerialized form |
|----------|--|------|--------------------|--|---|---|---------------------------------------|---|---|-----------|-------|----------------------------|--|---|----------------------------|-----------------------------|--|-----------------------------|---|
| | | | | | | | | | Class X | Class Y | Total | | | | | | | | |
| (I) | Institutions | (II) | (III) | (IV) | (V) | (VI) | (VII) | (VIII) | (IX) | (X) | (XI) | (XII) | (XIII) | (XIV) | (XV) | (XVI) | (XVII) | (XVIII) | |
| (a) | Mutual Funds | | 0 | 0 | 0 | 0 | 0 | 0.00 | 0 | 0 | 0 | 0.00 | 0 | 0.00 | 0.00 | NA | 0 | 0 | |
| (b) | Insurance Co., etc. | | 0 | 0 | 0 | 0 | 0 | 0.00 | 0 | 0 | 0 | 0.00 | 0 | 0.00 | 0.00 | NA | 0 | 0 | |
| (c) | Foreign Venture Capital Investors | | 0 | 0 | 0 | 0 | 0 | 0.00 | 0 | 0 | 0 | 0.00 | 0 | 0.00 | 0.00 | NA | 0 | 0 | |
| (d) | Foreign Portfolio Investors & Foreign Institutional Investors | | 15 | 136424330 | 0 | 136424330 | 915 | 136424330 | 0 | 136424330 | 915 | 9.02 | 0 | 0.00 | 0.00 | NA | 0 | 136424330 | |
| (e) | SOE GLOBAL OPPORTUNITIES LIMITED | | 1 | 54185886 | 0 | 54185886 | 303 | 54185886 | 0 | 54185886 | 303 | 3.85 | 0 | 0.00 | 0.00 | NA | 0 | 54185886 | |
| (f) | SOE GLOBAL OPPORTUNITIES LIMITED | | 1 | 14655248 | 0 | 14655248 | 106 | 14655248 | 0 | 14655248 | 106 | 1.24 | 0 | 0.00 | 0.00 | NA | 0 | 14655248 | |
| (g) | THE GREAT INTERNATIONAL TRUSTERS R.F.F. INDIA | | 1 | 163121410 | 0 | 163121410 | 136 | 163121410 | 0 | 163121410 | 136 | 1.54 | 0 | 0.00 | 0.00 | NA | 0 | 163121410 | |
| (h) | CONCOR INVESTMENT ENTERPRISE LTD | | 2 | 1093 | 0 | 1093 | 0 | 1093 | 0 | 1093 | 0 | 0.00 | 0 | 0.00 | 0.00 | NA | 0 | 1093 | |
| (i) | Insurance Companies | | 0 | 0 | 0 | 0 | 0 | 0.00 | 0 | 0 | 0 | 0.00 | 0 | 0.00 | 0.00 | NA | 0 | 0 | |
| (j) | Any Other | | 0 | 0 | 0 | 0 | 0 | 0.00 | 0 | 0 | 0 | 0.00 | 0 | 0.00 | 0.00 | NA | 0 | 0 | |
| (k) | Sub-Total (B1) | | 37 | 136424332 | 0 | 136424332 | 915 | 136424332 | 0 | 136424332 | 915 | 9.02 | 0 | 0.00 | 0.00 | NA | 0 | 136424332 | |
| (l) | Central Government/State Government(s)/President of India | | 0 | 0 | 0 | 0 | 0 | 0.00 | 0 | 0 | 0 | 0.00 | 0 | 0.00 | 0.00 | NA | 0 | 0 | |
| (m) | Sub-Total (B2) | | 0 | 0 | 0 | 0 | 0 | 0.00 | 0 | 0 | 0 | 0.00 | 0 | 0.00 | 0.00 | NA | 0 | 0 | |
| (n) | Individual Shareholders holding nominal share capital up to Rs. 2 lakhs | | 7146 | 96393235 | 0 | 96393235 | 637 | 96393235 | 0 | 96393235 | 637 | 6.87 | 0 | 0.00 | 0.00 | NA | 0 | 96393235 | |
| (o) | Individual Shareholders holding nominal share capital in excess of Rs. 2 lakhs | | 176 | 64422485 | 0 | 64422485 | 466 | 64422485 | 0 | 64422485 | 466 | 4.66 | 0 | 0.00 | 0.00 | NA | 0 | 64422485 | |
| (p) | Sub-Total (B3) | | 7222 | 162815515 | 0 | 162815515 | 1103 | 162815515 | 0 | 162815515 | 1103 | 11.89 | 0 | 0.00 | 0.00 | NA | 0 | 162815515 | |
| (q) | Foreign Bodies | | 0 | 0 | 0 | 0 | 0 | 0.00 | 0 | 0 | 0 | 0.00 | 0 | 0.00 | 0.00 | NA | 0 | 0 | |
| (r) | Sub-Total (B4) | | 0 | 0 | 0 | 0 | 0 | 0.00 | 0 | 0 | 0 | 0.00 | 0 | 0.00 | 0.00 | NA | 0 | 0 | |
| (s) | Other Foreign Entities | | 2 | 20944135 | 0 | 20944135 | 152 | 20944135 | 0 | 20944135 | 152 | 1.52 | 0 | 0.00 | 0.00 | NA | 0 | 20944135 | |
| (t) | ABSCOLBIL | | 1 | 19460984 | 0 | 19460984 | 141 | 19460984 | 0 | 19460984 | 141 | 1.41 | 0 | 0.00 | 0.00 | NA | 0 | 19460984 | |
| (u) | NON RESIDENT INDIAN | | 44 | 14669339 | 0 | 14669339 | 108 | 14669339 | 0 | 14669339 | 108 | 1.08 | 0 | 0.00 | 0.00 | NA | 0 | 14669339 | |
| (v) | CLEARANS MEMBERS | | 92 | 529732 | 0 | 529732 | 4 | 529732 | 0 | 529732 | 4 | 0.04 | 0 | 0.00 | 0.00 | NA | 0 | 529732 | |
| (w) | NON RESIDENT INDIAN NON REPATRIABLE | | 244 | 1775185 | 0 | 1775185 | 13 | 1775185 | 0 | 1775185 | 13 | 0.13 | 0 | 0.00 | 0.00 | NA | 0 | 1775185 | |
| (x) | NON RESIDENT INDIAN NON REPATRIABLE | | 477 | 24122947 | 0 | 24122947 | 175 | 24122947 | 0 | 24122947 | 175 | 1.75 | 0 | 0.00 | 0.00 | NA | 0 | 24122947 | |
| (y) | BODIES CORPORATE | | 7295 | 23269748 | 0 | 23269748 | 1610 | 23269748 | 0 | 23269748 | 1610 | 16.10 | 0 | 0.00 | 0.00 | NA | 0 | 23269748 | |
| (z) | Sub-Total (B5) | | 7295 | 23269748 | 0 | 23269748 | 1610 | 23269748 | 0 | 23269748 | 1610 | 16.10 | 0 | 0.00 | 0.00 | NA | 0 | 23269748 | |
| (aa) | Total Public Shareholding (B) = (B1)+(B2)+(B3)+(B4)+(B5) | | 7222 | 162815515 | 0 | 162815515 | 1103 | 162815515 | 0 | 162815515 | 1103 | 11.89 | 0 | 0.00 | 0.00 | NA | 0 | 162815515 | |




Table IV - Statement showing shareholding pattern of the Non Promoter - Non Public Shareholder

| Category | PAN | No of Shareholders | No of fully paid up equity shares held | No of Partly paid up equity shares held | No of Shares Underlying Depository Receipts | Total No. of Shares Held (V+V+V) | Shareholding as a % of total (A+B+C) | Number of Voting Rights held in each class of securities | | | Total as a % of (A+B+C) | No. of Shares Underlying Outstanding convertible securities (including Warrants) | No. including as a % of conversion of convertible Securities (as a percentage of diluted Share Capital) | Number of Locked in Shares | Number of Shares pledged or otherwise encumbered | Number of equity shares dematerialized form |
|--|------|--------------------|--|---|---|----------------------------------|--------------------------------------|--|---------|-------|-------------------------|--|---|----------------------------|--|---|
| | | | | | | | | Class X | Class Y | Total | | | | | | |
| (1) | (01) | (01) | (00) | (00) | (00) | (00) | 0.00 | 0 | 0 | 0 | 0.00 | 0 | 0 | 0 | (00) | |
| (2) | | | | | | | 0.00 | 0 | 0 | 0 | 0.00 | 0 | 0 | 0 | (00) | |
| (3) | | | | | | | 0.00 | 0 | 0 | 0 | 0.00 | 0 | 0 | 0 | (00) | |
| Total Non Promoter-Non Public Shareholding (2 + 3) = (2+3) | | | | | | | 0.00 | 0 | 0 | 0 | 0.00 | 0 | 0 | 0 | (00) | |

