




General Information about company		
1	Scrip Code	534597
2	NSE Symbol	RTNINDIA
3	MSEI Symbol	N.A
4	ISIN	INE834M01019
5	Name of the Company	RattanIndia Enterprises Limited
6	Whether company is SME	No
7	Class of security	Equity shares/Preferential shares/Diffenertial Voting Right
8	Type of report	Pre-listing/- Quarterly/Capital Restructuring
9	Date of allotment/Extinguishment (in case of capital structuring selected)/Listing date	N.A
10	Share Holding Pattern Filed under:	Reg. 31(1)(a)/Reg.31(1)(b)/ Reg.31(1)(c)
11	a. if under 31(1)(b) then indicate the report for quarter ending	30-09-2023 (Quarterly)
12	b. if under 31(1)(c) then indicate date of allotment/extinguishment	N.A
13	Whether listed entity is Public Sector Undertaking	No



RattanIndia Enterprises Limited

CIN: L74110DL2010PLC210263

Registered Office: 5th Floor, Tower-B, Worldmark 1, Aerocity, New Delhi -110037

Website: www.rattanindia.com, E-mail: rel@rattanindia.com, Phone: 011 46611666

REL/2023/00874

Sr. No	Particulars	YES/No	Promoter and promoter Group	Public Shareholding	Non - Promoter Non Public
1	Whether the Listed Entity has issued any partly paid up shares	No	No	No	No
2	Whether the Listed Entity has issued any Convertible Securities ?	No	No	No	No
3	Whether the Listed Entity has issued any Warrants?	No	No	No	No
4	Whether the Listed Entity has any shares against which depository receipts are issued?	No	No	No	No
5	Whether the Listed Entity has any shares in locked-in?	No	No	No	No
6	Whether any shares held by promoters are pledge or otherwise encumbered?	Yes	Yes		
7	Whether company has equity shares with differential voting rights ?	No	No	No	No
8	Whether company has significant beneficial owner?	Yes			




Table 1 - Summary Statement holding of specified securities

Category	Category of Shareholder	No of Shareholders	No of fully paid up equity shares held	No of Partly paid-up equity shares held	No of Shares Underlying Depository Receipts	Total No of Shares Held (VII) = (IV)+(V)+(VI)	Shareholding as a % of total no of shares (As a % of (A+B+C2))	Number of Voting Rights held in each class of securities			No of Shares Underlying Outstanding convertible securities (Including Warrants)	Shareholding as a % assuming full conversion of convertible Securities (as a percentage of diluted shares condition)	Number of Locked in Shares		Number of Shares pledged or otherwise encumbered		Number of equity shares held in dematerialized form		
								No of Voting Rights		Total as a % of (A+B+C)			No.	As a % of total Shares held	No.	As a % of total Shares held			
(I)	(II)	(III)	(IV)	(V)	(VI)	(VII)	(VIII)	Class X	Class Y	Total	(IX)	(X)	(XI)	(XII)	(XIII)	(XIV)	(XV)		
(A)	Promoter & Promoter Group	6	1034737770	0	0	1034737770	74.86	1034737770		0	1034737770	74.86	0	74.86	0	0.00	127600000	12.33	1034737770
(B)	Public	255320	346149834	0	0	346149834	25.04	346149834		0	346149834	25.04	0	25.04	0	0.00	NA	NA	346065589
(C)	Non Promoter-Non Public																		
(C1)	Shares underlying DRs	0	0	0	0	0	NA	0	0	0	0	0.00	0	NA	0	0.00	NA	NA	0
(C2)	Shares held by Employees Trusts	1	1381988	0	0	1381988	0.10	1381988		0	1381988	0.10	0	0.10	0	0.00	NA	NA	1381988
	Total	255327	1382269592	0	0	1382269592	100.00	1382269592	0	1382269592	100.00	0	100.00	0	0.00	127600000	12.33	1382185347	



Table II - Statement showing shareholding pattern of the Promoter and Promoter Group

Category	Category & Name of the Shareholder	PAN	No of Shareholders	No of fully paid up equity shares held	No of Partly paid-up equity shares held	No of Shares Underlying Depository Receipts	Total No of Shares Held (IV+V+VI)	Shareholding as a % of total no of shares (calculated as per SCRR, 1957 (VIII) As a % of (A+B+C2)	Number of Voting Rights held in each class of securities			No of Shares Underlying Outstanding convertible securities (including Warrants)	Shareholding as a % assuming full conversion of convertible Securities (as a percentage of diluted share capital) (VII)+(X) As a % of (A+B+C2)	Number of Locked in Shares		Number of Shares pledged or otherwise encumbered		Number of equity shares held in dematerialized form	
									No of Voting Rights			Total as a % of (A+B+C)		No.	As a % of total Shares	No.	As a % of total Shares held		
	(I)	(II)	(III)	(IV)	(V)	(VI)	(VII)	(VIII)	Class X	Class Y	Total	(X)	(X)	(XI)	(XII)	(XIII)	(XIV)	(XV)	
(1)	Indian																		
(a)	Individuals/Hindu undivided Family		3	2520998	0	0	2520998	0.18	2520998	0	2520998	0.18	0	0.18	0	0.00	0	0.00	2520998
	RAM KUMAR	AAAPK2193G	1	466500	0	0	466500	0.03	466500	0	466500	0.03	0	0.03	0	0.00	0	0.00	466500
	SANTOSH	AABPS2842R	1	284498	0	0	284498	0.02	284498	0	284498	0.02	0	0.02	0	0.00	0	0.00	284498
	RAJIV RATTAN	AESPR3957D	1	1770000	0	0	1770000	0.13	1770000	0	1770000	0.13	0	0.13	0	0.00	0	0.00	1770000
(b)	Central Government/State Government(s)		0	0	0	0	0	0.00	0	0	0	0.00	0	0.00	0	0.00	0	0.00	0
(c)	Financial Institutions/ Banks		0	0	0	0	0	0.00	0	0	0	0.00	0	0.00	0	0.00	0	0.00	0
(d)	Any Other		3	1032216772	0	0	1032216772	74.68	1032216772	0	1032216772	74.68	0	0	0.00	116885714	11.32	1032216772	
	YANTRA ENERGETICS PRIVATE LIMITED	AAACY2664H	1	104765484	0	0	104765484	7.58	104765484	0	104765484	7.58	0	7.58	0	0.00	0	0.00	104765484
	LAUREL ENERGETICS PRIVATE LIMITED	AABCL7692M	1	543338386	0	0	543338386	39.31	543338386	0	543338386	39.31	0	39.31	0	0.00	116885714	21.51	543338386
	ARBUTUS CONSULTANCY LLP	ABCF47647Q	1	384112902	0	0	384112902	27.79	384112902	0	384112902	27.79	0	27.79	0	0.00	0	0.00	384112902
	Sub-Total (A)(1)		6	1034737770	0	0	1034737770	74.86	1034737770	0	1034737770	74.86	0	74.86	0	0.00	116885714	11.30	1034737770
(2)	Foreign																		
(a)	Individuals (Non-Resident Individuals/ Foreign Individuals		0	0	0	0	0	0.00	0	0	0	0.00	0	0.00	0	0.00	0	0.00	0
(b)	Government		0	0	0	0	0	0.00	0	0	0	0.00	0	0.00	0	0.00	0	0.00	0
(c)	Institutions		0	0	0	0	0	0.00	0	0	0	0.00	0	0.00	0	0.00	0	0.00	0
(d)	Foreign Portfolio Investor		0	0	0	0	0	0.00	0	0	0	0.00	0	0.00	0	0.00	0	0.00	0
(e)	Any Other		0	0	0	0	0	0.00	0	0	0	0.00	0	0.00	0	0.00	0	0.00	0
	Sub-Total (A)(2)		0	0	0	0	0	0.00	0	0	0	0.00	0	0.00	0	0.00	0	0.00	0
	Total Shareholding of Promoter and Promoter Group (A)=(A)(1)+(A)(2)		6	1034737770	0	0	1034737770	74.86	1034737770	0	1034737770	74.86	0	74.86	0	0.00	116885714	11.30	1034737770




Table III - Statement showing shareholding pattern of the Public shareholder

Category	Category & Name of the Shareholder	PAN	No of Shareholders	No of fully paid up equity shares held	No of Partly paid-up equity shares held	No of Shares Underlying Depository Receipts	Total No of Shares Held (IV+V+VI)	Shareholding as a % of total no of shares (A+B+C3)	Number of Voting Rights held in each class of securities			No of Shares Underlying Outstanding convertible securities (including Warrants)	Shareholding as a % assuming full conversion of convertible securities (as a percentage of diluted share capital)	Number of Locked in Shares		Number of Shares pledged or otherwise encumbered		Number of equity shares held in dematerialized form		Sub-categorization of shares		
									No of Voting Rights					No.		No.				Shareholding (No. of shares) under		
									Class X	Class Y	Total	Total as a % of (A+B+C)		As a % of total Shares held	As a % of total Shares held	As a % of total Shares held	As a % of total Shares held	As a % of total Shares held	As a % of total Shares held	Sub category (i)	Sub category (ii)	Sub category (iii)
(I)	(II)	(III)	(IV)	(V)	(VI)	(VII)	(VIII)	(IX)	(X)	(XI)	(XII)	(XIII)	(XIV)	(XV)	(XVI)	(XVII)	(XVIII)	(XIX)	(XX)	(XXI)	(XXII)	(XXIII)
(1)	Institutions (Domestic)																					
(a)	Mutual Funds		6	518966	0	0	518966	0.04	518966	0	518966	0.04	0	0.04	0	0.00	NA	NA	518966	0	0	0
(b)	Venture Capital Funds		0	0	0	0	0	0.00	0	0	0	0.00	0	0.00	0	0.00	NA	NA	0	0	0	0
(c)	Alternate Investment Funds		0	0	0	0	0	0.00	0	0	0	0.00	0	0.00	0	0.00	NA	NA	0	0	0	0
(d)	Banks		2	12095	0	0	12095	0.00	12095	0	12095	0.00	0	0.00	0	0.00	NA	NA	12095	0	0	0
(e)	Insurance Companies		0	0	0	0	0	0.00	0	0	0	0.00	0	0.00	0	0.00	NA	NA	0	0	0	0
(f)	Provident Funds/Pension Funds		0	0	0	0	0	0.00	0	0	0	0.00	0	0.00	0	0.00	NA	NA	0	0	0	0
(g)	Asset Reconstruction Companies		0	0	0	0	0	0.00	0	0	0	0.00	0	0.00	0	0.00	NA	NA	0	0	0	0
(h)	Sovereign Wealth Funds		0	0	0	0	0	0.00	0	0	0	0.00	0	0.00	0	0.00	NA	NA	0	0	0	0
(i)	NBFC Registered with RBI		1	590	0	0	590	0.00	590	0	590	0.00	0	0.00	0	0.00	NA	NA	590	0	0	0
(j)	Other Financial Institutions		1	737	0	0	737	0.00	737	0	737	0.00	0	0.00	0	0.00	NA	NA	737	0	0	0
(k)	Any Other		10	532388	0	0	532388	8.04	532388	0	532388	8.04	0	8.04	0	0.00	NA	NA	532388	0	0	0
(2)	Institutions (Foreign)																					
(a)	Foreign Direct Investment		0	0	0	0	0	0.00	0	0	0	0.00	0	0.00	0	0.00	NA	NA	0	0	0	0
(b)	Foreign Venture Capital		0	0	0	0	0	0.00	0	0	0	0.00	0	0.00	0	0.00	NA	NA	0	0	0	0
(c)	Sovereign Wealth Funds		0	0	0	0	0	0.00	0	0	0	0.00	0	0.00	0	0.00	NA	NA	0	0	0	0
(d)	Foreign Portfolio Investors Category I *		30	21445631	0	0	21445631	1.55	21445631	0	21445631	1.55	0	1.55	0	0.00	NA	NA	21445631	0	0	0
(e)	THE GREAT INTERNATIONAL TUSKER FUND	AAEC10749A	1	14405048	0	0	14405048	1.04	14405048	0	14405048	1.04	0	1.04	0	0.00	NA	NA	14405048	0	0	0
(f)	Foreign Portfolio Investors Category II		5	106519604	0	0	106519604	7.85	106519604	0	106519604	7.85	0	7.85	0	0.00	NA	NA	106519604	0	0	0
(g)	LGCP GLOBAL OPPORTUNITIES LIMITED	AACCL7654E	1	33626966	0	0	33626966	3.89	33626966	0	33626966	3.89	0	3.89	0	0.00	NA	NA	33626966	0	0	0
(h)	CONNECOR INVESTMENT ENTERPRISE LTD	AAHCC4401B	1	39968471	0	0	39968471	2.89	39968471	0	39968471	2.89	0	2.89	0	0.00	NA	NA	39968471	0	0	0
(i)	Overseas Depositories (holding DRs) (balancing figure)		0	0	0	0	0	0.00	0	0	0	0.00	0	0.00	0	0.00	NA	NA	0	0	0	0
(j)	Any Other		35	129965435	0	0	129965435	9.40	129965435	0	129965435	9.40	0	9.40	0	0.00	NA	NA	129965435	0	0	0
(3)	Central Government/State Government(s)/President of India																					
(a)	Central Government / President of India		0	0	0	0	0	0.00	0	0	0	0.00	0	0.00	0	0.00	NA	NA	0	0	0	0
(b)	State Government / Governor		0	0	0	0	0	0.00	0	0	0	0.00	0	0.00	0	0.00	NA	NA	0	0	0	0
(c)	Shareholding by Companies or Bodies Corporate where Central / State Gov		1	20000	0	0	20000	0.00	20000	0	20000	0.00	0	0.00	0	0.00	NA	NA	20000	0	0	0
(d)	Sub Total (B)(3)		1	20000	0	0	20000	0.00	20000	0	20000	0.00	0	0.00	0	0.00	NA	NA	20000	0	0	0
(4)	Non-Institutions																					
(a)	Associate companies / Subsidiaries		0	0	0	0	0	0.00	0	0	0	0.00	0	0.00	0	0.00	NA	NA	0	0	0	0
(b)	Directors and their relatives (including independent directors and nominees)		0	0	0	0	0	0.00	0	0	0	0.00	0	0.00	0	0.00	NA	NA	0	0	0	0
(c)	Key Managerial Personnel		0	0	0	0	0	0.00	0	0	0	0.00	0	0.00	0	0.00	NA	NA	0	0	0	0
(d)	Relatives of promoters (other than 'immediate relatives' of promoters) etc.		0	0	0	0	0	0.00	0	0	0	0.00	0	0.00	0	0.00	NA	NA	0	0	0	0
(e)	Trusts where any person belonging to 'Promoter and Promoter Group' cat		0	0	0	0	0	0.00	0	0	0	0.00	0	0.00	0	0.00	NA	NA	0	0	0	0
(f)	Investor Education and Protection Fund (IEPF)		0	0	0	0	0	0.00	0	0	0	0.00	0	0.00	0	0.00	NA	NA	0	0	0	0
(g)	Resident Individuals holding nominal share capital up to Rs. 2 lakhs		250339	130161541	0	0	130161541	9.42	130161541	0	130161541	9.42	0	9.42	0	0.00	NA	NA	130079967	0	0	0
(h)	Resident Individuals holding nominal share capital in excess of Rs. 2 lakhs		149	50582534	0	0	50582534	3.66	50582534	0	50582534	3.66	0	3.66	0	0.00	NA	NA	50582534	0	0	0
(5)	Non Resident Indians (NRIs)		1706	7761071	0	0	7761071	0.56	7761071	0	7761071	0.56	0	0.56	0	0.00	NA	NA	7760451	0	0	0
(a)	Foreign Nationals		0	0	0	0	0	0.00	0	0	0	0.00	0	0.00	0	0.00	NA	NA	0	0	0	0
(b)	Foreign Companies		1	29	0	0	29	0.00	29	0	29	0.00	0	0.00	0	0.00	NA	NA	29	0	0	0
(c)	Bodies Corporate		561	18247580	0	0	18247580	1.52	18247580	0	18247580	1.52	0	1.52	0	0.00	NA	NA	18247580	0	0	0
(d)	Any Other																					
(6)	CLEARING MEMBERS		7	8141	0	0	8141	0.00	8141	0	8141	0.00	0	0.00	0	0.00	NA	NA	8141	0	0	0
(a)	H U F		2210	8833492	0	0	8833492	0.64	8833492	0	8833492	0.64	0	0.64	0	0.00	NA	NA	8833607	0	0	0
(b)	TRUSTS		1	37823	0	0	37823	0.00	37823	0	37823	0.00	0	0.00	0	0.00	NA	NA	37823	0	0	0
(c)	Sub Total (B)(6)		250339	215632011	0	0	215632011	15.60	215632011	0	215632011	15.60	0	15.60	0	0.00			215647766	0	0	0
(7)	Total Public Shareholding (B) = (B)(1)+(B)(2)+(B)(3)+(B)(4)		250339	346149834	0	0	346149834	25.04	346149834	0	346149834	25.04	0	25.04	0	0.00			346060589	0	0	0





Table IV - Statement showing shareholding pattern of the Non Promoter - Non Public Shareholder

Category	Category & Name of the Shareholder	PAN	No of Shareholders	No of fully paid up equity shares held	No of Partly paid-up equity shares held	No of Shares Underlying Depository Receipts	Total No of Shares Held (IV+V+VI)	Shareholding as a % of total no of shares (A+B+C2)	Number of Voting Rights held in each class of securities			No of Shares Underlying Outstanding convertible securities (Including Warrants)	Shareholding as a % assuming full conversion of convertible Securities (as a percentage of diluted share capital)	Number of Locked in Shares		Number of Shares pledged or otherwise encumbered	Number of equity shares held in dematerialized form	
									No of Voting Rights			Total as a % of (A+B+C)		No.	As a % of total Shares	No.	As a % of total Shares held	
									Class X	Class Y	Total							
	(I)	(II)	(III)	(IV)	(V)	(VI)	(VII)	(VIII)	(IX)			(X)	(XI)	(XII)		(XIII)		(XIV)
(1)	Custodian/DR Holder		0	0	0	0	0	0.00	0	0	0	0.00	0	0.00	0	0.00	NA	0
(2)	Employee Benefit Trust (under SEBI(Share based Employee Benefit) Regt		1	1381988	0	0	1381988	0.10	1381988	0	1381988	0.10	0	0.10	0	0.00	NA	1381988
	Total Non-Promoter-Non Public Shareholding (C) = (C)(I)+(C)(2)		1	1381988	0	0	1381988	0.10	1381988	0	1381988	0.10	0	0.10	0	0.00		1381988



Details of the shareholders acting as persons in Concert including their Shareholding:			
Name of Shareholder	Name of PAC	No of shares	Holding%
Total:		0	0



Details of Shares which remain unclaimed may be given hear along with details such as number of shareholders, outstanding shares held in demat/unclaimed suspense account	
No of Shareholders	No of shares
28	2780



Table V - Statement showing details of Significant Beneficial Owners (SBOs)									
Sno	Details of the significant beneficial owner			Details of the registered owner			Particulars of the shares in which significant beneficial interest is held by the beneficial owner		Date of creation/acquisition of significant beneficial interest
	I			II			III		IV
Sr No	Name	PAN	Nationality	Name	PAN	Nationality	Number of Shares	Shareholding as a % of total no of shares (Calculated as per SCRR 1957) As a % of (A+B+C2)	
1	Rajiv Rattan	AESPR3957D	India	LAUREL ENERGETICS PRIVATE LIMITED	AABCL7692M	India	39.31	39.31	23-12-2011
2	Rajiv Rattan	AESPR3957D	India	YANTRA ENERGETICS PRIVATE LIMITED	AAACY2664H	India	7.58	7.58	23-12-2011
3	Rajiv Rattan	AESPR3957D	India	RAJIV RATTAN	AESPR3957D	India	0.13	0.13	23-12-2011
4	Rajiv Rattan	AESPR3957D	India	ARBUTUS CONSULTANCY LLP	ABCFA7647Q	India	13.9	13.9	28-10-2015
5	Anjali Nashier	ACLPN5223H	India	ARBUTUS CONSULTANCY LLP	ABCFA7647Q	India	13.9	13.9	28-10-2015



Table VI - Statement showing foreign ownership limits

	Board approved limits %	Limits utilized %	Date
As on shareholding date	100	9.78	30-09-2023
As on the end of previous 1st quarter	100	9.89	30-06-2023
As on the end of previous 2nd quarter	100	10.14	31-03-2023
As on the end of previous 3rd quarter	100	10.23	31-12-2022
As on the end of previous 4th quarter	100	10.17	30-09-2022

